



Department of the Treasury
Internal Revenue Service


Publication 554

Cat. No. 15102R

Tax Guide for Seniors

For use in preparing

2008 Returns



**Get forms and other information
faster and easier by:**

Internet www.irs.gov

Contents

What's New	1
Reminders	2
Introduction	2
1. 2008 Filing Requirements	3
General Requirements	4
2. Taxable and Nontaxable Income	5
Compensation for Services	5
Retirement Plan Distributions	5
Social Security and Equivalent Railroad Retirement Benefits	11
Sickness and Injury Benefits	14
Life Insurance Proceeds	15
Sale of Home	16
Other Items	18
3. Adjustments to Income	18
Individual Retirement Arrangement (IRA) Contributions and Deductions	19
4. Deductions	19
Standard Deduction	19
Itemized Deductions	22
5. Credits	26
Credit for the Elderly or the Disabled	26
Child and Dependent Care Credit	28
Earned Income Credit	28
6. Estimated Tax	32
Who Must Make Estimated Tax Payments	32
7. How To Get Tax Help	32
Index	35

What's New

Standard deduction. For most people who do not itemize their deductions, the standard deduction is higher in 2008 than it was in 2007. See *Standard Deduction*, later.

Earned income credit. The maximum amount of income you can earn and still get the credit has increased. You may be able to take the credit if you earn less than:

- \$12,880 (\$15,880 if married filing jointly), do not have a qualifying child, and are at least 25 years old and under 65,
- \$33,995 (\$36,995 if married filing jointly), and have one qualifying child living with you, or
- \$38,646 (\$41,646 if married filing jointly), and have more than one qualifying child living with you.

For more information, see *Earned Income Credit*, later.

Exemption phaseout. You lose part of the benefit of your exemptions if your adjusted gross income is above a certain amount. For 2008, the phaseout begins at \$119,975 for married persons filing separately; \$159,950 for single individuals; \$199,950 for heads of household; and \$239,950 for married persons filing jointly or qualifying widow(ers). However, beginning in 2008, you can lose no more than $\frac{1}{3}$ of the amount of your exemptions. In other words, each exemption cannot be reduced to less than \$2,333. For more information, see *Phaseout of Exemptions* in Publication 501, Exemptions, Standard Deduction, and Filing Information.

IRA deduction expanded. You and your spouse, if filing jointly, each may be able to deduct up to \$5,000 (\$6,000 if age 50 or older at the end of the year). For more information, see *Individual Retirement Arrangements (IRAs)*, later.

Tax relief for Kansas disaster area. Temporary tax relief was enacted as a result of May 4, 2007, storms and tornadoes affecting the Kansas disaster area. The tax benefits provided by this relief include suspended limits for certain personal casualty losses and special rules for withdrawals and loans from IRAs and other qualified retirement plans. For more details on these and other tax benefits related to the Kansas disaster area, see Pub. 4492-A.

Standard deduction increased by real estate taxes. If you are not itemizing deductions and you paid state and local real estate taxes, you can take a real property tax deduction in addition to your standard deduction. See the instructions for your tax return if you are claiming the standard deduction and you paid taxes on real property (real estate taxes).

Post-marriage sale of your home. If you are an unmarried widow or widower, you may qualify to exclude up to \$500,000 of any gain from the sale or exchange of your main home. For more information, see *Post-marriage sale of your main home under Ownership and Use Tests*, later.

Reminders

Tax return preparers. Choose your preparer carefully. If you pay someone to prepare your return, the preparer is required, under the law, to sign the return and fill in the other blanks in the Paid Preparer's area of your return. Remember, however, that you are still responsible for the accuracy of every item entered on your return. If there is any underpayment, you are responsible for paying it, plus any interest and penalty that may be due.

Hurricane tax relief. Special rules apply to the use of retirement funds (including IRAs) by qualified individuals who suffered an economic loss as a result of Hurricane Katrina, Rita, or Wilma. While qualified hurricane distributions can no longer be made, special rules apply to the repayment of these distributions. See *Hurricane-Related*

Relief in Publication 575, Pension and Annuity Income, and in Publication 590, Individual Retirement Arrangements (IRAs), for information on these special rules.

Third party designee. You can check the "Yes" box in the Third Party Designee area of your return to authorize the IRS to discuss your return with a friend, family member, or any other person you choose. This allows the IRS to call the person you identified as your designee to answer any questions that may arise during the processing of your return. It also allows your designee to perform certain actions. See your income tax package for details.

Employment tax withholding. Your wages are subject to withholding for income tax, social security tax, and Medicare tax even if you are receiving social security benefits.

Photographs of missing children. The Internal Revenue Service is a proud partner with the National Center for Missing and Exploited Children. Photographs of missing children selected by the Center may appear in this publication on pages that would otherwise be blank. You can help bring these children home by looking at the photographs and calling 1-800-THE-LOST (1-800-843-5678) if you recognize a child.

Introduction

The purpose of this publication is to provide a general overview of selected topics that are of interest to older taxpayers. The publication will help you determine if you need to file a return and, if so, what items to report on your return. Each topic is discussed only briefly, so you will find references to other free IRS publications that provide more detail on these topics if you need it.

Table I has a list of questions you may have about filing your federal tax return. To the right of each question is the location of the answer in this publication. Also, at the back of this publication there is an index to help you search for the topic you need.

While most federal income tax laws apply equally to all taxpayers, regardless of age, there are some provisions that give special treatment to older taxpayers. The following are some examples.

- **Higher gross income threshold for filing.** You must be age 65 or older at the end of the year to get this benefit. You are considered 65 on the day before your 65th birthday. Therefore, you are considered 65 at the end of the year if your 65th birthday is on or before January 1 of the following year.
- **Higher standard deduction.** If you do not itemize deductions, you are entitled to a higher standard deduction if you are age 65 or older at the end of the year. You are considered 65 at the end of the year if your 65th birthday is on or before January 1 of the following year.
- **Credit for the elderly or the disabled.** If you qualify, you may benefit from the credit for the elderly or

the disabled. To determine if you qualify and how to figure this credit, see *Credit for the Elderly or the Disabled*, later.

Return preparation assistance. The IRS wants to make it easier for you to file your federal tax return. You may find it helpful to visit a Volunteer Income Tax Assistance (VITA), Tax Counseling for the Elderly (TCE), or American Association of Retired Persons (AARP) Tax-Aide site near you.

Volunteer Income Tax Assistance and Tax Counseling for the Elderly. These programs provide free help for low-income taxpayers and taxpayers age 60 or older to fill in and file their returns. For the VITA/TCE site nearest you, contact your local IRS office.

For the location of an AARP Tax-Aide site in your community, call 1-888-227-7669. When asked, be ready to press in or speak your 5-digit ZIP code. Or, you can visit their website on the Internet at www.aarp.org/taxaide.

Comments and suggestions. We welcome your comments about this publication and your suggestions for future editions.

You can write to us at the following address:

Internal Revenue Service
Individual Forms and Publications Branch
SE:W:CAR:MP:T:I
1111 Constitution Ave. NW, IR-6526
Washington, DC 20224

We respond to many letters by telephone. Therefore, it would be helpful if you would include your daytime phone number, including the area code, in your correspondence.

You can email us at *taxforms@irs.gov. (The asterisk must be included in the address.) Please put "Publications Comment" on the subject line. Although we cannot respond individually to each email, we do appreciate your feedback and will consider your comments as we revise our tax products.

Ordering forms and publications. Visit www.irs.gov/formspubs to download forms and publications, call 1-800-829-3676, or write to the address below and receive a response within 10 days after your request is received.

Internal Revenue Service
1201 N. Mitsubishi Motorway
Bloomington, IL 61705-6613

Table I. What You Should Know About Federal Taxes

Note. The following is a list of questions you may have about filling out your federal income tax return. To the right of each question is the location of the answer in this publication.

What I Should Know	Where To Find the Answer
Do I need to file a return?	See chapter 1.
Is my income taxable or nontaxable? If it is nontaxable, must I still report it?	See chapter 2.
How do I report benefits I received from the Social Security Administration or the Railroad Retirement Board? Are these benefits taxable?	See <i>Social Security and Equivalent Railroad Retirement Benefits</i> in chapter 2.
Must I report the sale of my home? If I had a gain, is any part of it taxable?	See <i>Sale of Home</i> in chapter 2.
What are some of the items that I can deduct to reduce my income?	See chapters 3 and 4.
How do I report the amounts I set aside for my IRA?	See <i>Individual Retirement Arrangement (IRA) Contributions and Deductions</i> in chapter 3.
Would it be better for me to claim the standard deduction or itemize my deductions?	See chapter 4.
What are some of the credits I can claim to reduce my tax?	See chapter 5 for discussions on the credit for the elderly or the disabled, the child and dependent care credit, and the earned income credit.
Must I make estimated tax payments?	See chapter 6.
How do I contact the IRS or get more information?	See chapter 7.

Tax questions. If you have a tax question, check the information available on www.irs.gov or call 1-800-829-1040. We cannot answer tax questions sent to either of the above addresses.

1040-EZ, and Publication 501, Exemptions, Standard Deduction, and Filing Information. If you were a nonresident alien at any time during the year, the filing requirements that apply to you may be different from those that apply to U.S. citizens. See Publication 519, U.S. Tax Guide for Aliens.

1.

2008 Filing Requirements

If income tax was withheld from your pay, or if you qualify for the earned income credit, the additional child tax credit, the health coverage tax credit, the first-time homebuyer credit, or the recovery rebate credit (see your tax package), you should file a return to get a refund even if you are not required to do so.

General Requirements

If you are a U.S. citizen or resident, you must file a return if your gross income for the year was at least the amount shown on the appropriate line in Table 1-1. For more information, see the instructions for Form 1040, 1040A, or

Gross income. Gross income is all income you receive in the form of money, goods, property, and services that is not exempt from tax. If you are married and live with your spouse in a community property state, half of any income defined by state law as community income may be considered yours. The community property states are Arizona, California, Idaho, Louisiana, Nevada, New Mexico, Texas, Washington, and Wisconsin. For more information about community property, see Publication 555, Community Property.

For more information on what to include in gross income, see chapter 2.

Self-employed persons. If you are self-employed in a business that provides services (where the production, purchase, or sale of merchandise is not an income-producing factor), gross income from that business is the gross receipts.

If you are self-employed in a business involving manufacturing, merchandising, or mining, gross income from that business is the total sales minus the cost of goods sold. Then, to this figure, you add any income from investments and from incidental or outside operations or

Table 1-1. **2008 Filing Requirements Chart for Most Taxpayers**

Note. You must file a return if your gross income was at least the amount shown in the last column.

IF your filing status is . . .	AND at the end of 2008 you were* . . .	THEN file a return if your gross income** was at least . . .
Single	under 65	\$ 8,950
	65 or older	10,300
Head of household	under 65	11,500
	65 or older	12,850
Married filing jointly***	under 65 (both spouses)	17,900
	65 or older (one spouse)	18,950
	65 or older (both spouses)	20,000
Married filing separately	any age	3,500
Qualifying widow(er) with dependent child	under 65	14,400
	65 or older	15,450

* If you were born before January 2, 1944, you are considered to be 65 or older at the end of 2008.

** Gross income means all income you received in the form of money, goods, property, and services that is not exempt from tax, including any income from sources outside the United States (even if you can exclude part or all of it). Do not include social security benefits unless (a) you are married filing a separate return and you lived with your spouse at any time in 2008 or (b) one-half of your social security benefits plus your other gross income is more than \$25,000 (\$32,000 if married filing jointly). If (a) or (b) applies, see the instructions for Form 1040 or Publication 915, Social Security Benefits and Equivalent Railroad Retirement Benefits, to figure the taxable part of social security benefits you must include in gross income.

*** If you did not live with your spouse at the end of 2008 (or on the date your spouse died) and your gross income was at least \$3,500, you must file a return regardless of your age.

sources. See Publication 334, Tax Guide for Small Business, for more information.

Dependents. If you could be claimed as a dependent by another taxpayer (that is, you meet the dependency tests in Publication 501), special filing requirements apply. See Publication 501.

Decedents

A personal representative of a decedent's estate can be an executor, administrator, or anyone who is in charge of the decedent's property.

If you are acting as the personal representative of a person who died during the year, you may have to file a final return for that decedent. You also have other duties, such as notifying the IRS that you are acting as the personal representative. Form 56, Notice Concerning Fiduciary Relationship, is available for this purpose.

When you file a return for the decedent, either as the personal representative or as the surviving spouse, you should write "DECEASED," the decedent's name, and the date of death across the top of the tax return.

If no personal representative has been appointed by the due date for filing the return, the surviving spouse (on a joint return) should sign the return and write in the signature area "Filing as surviving spouse."

For more information, see Publication 559, Survivors, Executors, and Administrators.

Surviving spouse. If you are the surviving spouse, the year your spouse died is the last year for which you can file a joint return with that spouse. After that, if you do not remarry, you must file as a qualifying widow(er) with dependent child, head of household, or single. For more information about each of these filing statuses, see Publication 501.

If you remarry before the end of the year in which your spouse died, a final joint return with the deceased spouse cannot be filed. You can, however, file a joint return with your new spouse. In that case, the filing status of your deceased spouse for his or her final return is married filing separately.



*The level of income that requires you to file an income tax return changes when your filing status changes (see Table 1-1). Even if you and your deceased spouse were not required to file a return for several years, you may have to file a return for tax years **after** the year of death. For example, if your filing status changes from filing jointly in 2007 to single in 2008 because of the death of your spouse, and your gross income is \$16,000 for both years, you must file a return for 2008 even though you did not have to file a return for 2007.*

2.

Taxable and Nontaxable Income

Generally, income is taxable unless it is specifically exempt (not taxed) by law. Your taxable income may include compensation for services, interest, dividends, rents, royalties, income from partnerships, estate or trust income, gain from sales or exchanges of property, and business income of all kinds.

Under special provisions of the law, certain items are partially or fully exempt from tax. Provisions that are of special interest to older taxpayers are discussed in this chapter.

Compensation for Services

Generally, you must include in gross income everything you receive in payment for personal services. In addition to wages, salaries, commissions, fees, and tips, this includes other forms of compensation such as fringe benefits and stock options.

You need not receive the compensation in cash for it to be taxable. Payments you receive in the form of goods or services generally must be included in gross income at their fair market value.

Volunteer work. Do not include in your gross income amounts you receive for supportive services or reimbursements for out-of-pocket expenses under any of the following volunteer programs.

- Retired Senior Volunteer Program (RSVP).
- Foster Grandparent Program.
- Senior Companion Program.
- Service Corps of Retired Executives (SCORE).

Unemployment compensation. You must include in your income all unemployment compensation you receive.

More information. See Publication 525, Taxable and Nontaxable Income, for more detailed information on specific types of income.

Retirement Plan Distributions

This section summarizes the tax treatment of amounts you receive from traditional individual retirement arrangements, employee pensions or annuities, and disability pensions or annuities. A traditional IRA is any IRA that is not a Roth or SIMPLE IRA. A Roth IRA is an individual retirement plan that can be either an account or an annuity and

that features nondeductible contributions and tax-free distributions. A SIMPLE IRA is a tax-favored retirement plan that certain small employers (including self-employed individuals) can set up for the benefit of their employees. More detailed information can be found in Publication 590, Individual Retirement Arrangements (IRAs), and Publication 575, Pension and Annuity Income.

Individual Retirement Arrangements (IRAs)

In general, distributions from a traditional IRA are taxable in the year you receive them. Exceptions to the general rule are rollovers, tax-free withdrawals of contributions, and the return of nondeductible contributions. These are discussed in Publication 590.



If you made nondeductible contributions to a traditional IRA, you must file Form 8606, Nondeductible IRAs. If you do not file Form 8606 with your return, you may have to pay a \$50 penalty. Also, when you receive distributions from your traditional IRA, the amounts will be taxed unless you can show, with satisfactory evidence, that nondeductible contributions were made.

Early distributions. Generally, early distributions are amounts distributed from your traditional IRA account or annuity before you are age 59½, or amounts you receive when you cash in retirement bonds before you are age 59½. You must include early distributions of taxable amounts in your gross income. These taxable amounts are also subject to an additional 10% tax unless the distribution qualifies for an exception. See *Tax on Early Distributions*, later.

After age 59½ and before age 70½. After you reach age 59½, you can receive distributions from your traditional IRA without having to pay the 10% additional tax. Even though you can receive distributions after you reach age 59½, distributions are not required until April 1 of the year following the year in which you reach age 70½.

Required distributions. If you are the owner of a traditional IRA, you must receive the entire balance in your IRA or start receiving periodic distributions from your IRA by April 1 of the year following the year in which you reach age 70½. See *When Must You Withdraw Assets? (Required Minimum Distributions)* in Publication 590. If distributions from your traditional IRA(s) are less than the required minimum distribution for the year, you may have to pay a 50% excise tax for that year on the amount not distributed as required. See *Tax on Excess Accumulations*, later. See also *Excess Accumulations (Insufficient Distributions)* in Publication 590.

Pensions and Annuities

Generally, if you did not pay any part of the cost of your employee pension or annuity, and your employer did not

withhold part of the cost of the contract from your pay while you worked, the amounts you receive each year are fully taxable. However, see *Insurance Premiums for Retired Public Safety Officers*, later.

If you paid part of the cost of your pension or annuity plan (see *Cost*, later), you can exclude part of each annuity payment from income as a recovery of your cost (investment in the contract). This tax-free part of the payment is figured when your annuity starts and remains the same each year, even if the amount of the payment changes. The rest of each payment is taxable. However, see *Insurance Premiums for Retired Public Safety Officers*, later.

You figure the tax-free part of the payment using one of the following methods.

- **Simplified Method.** You generally must use this method if your annuity is paid under a qualified plan (a qualified employee plan, a qualified employee annuity, or a tax-sheltered annuity plan or contract). You cannot use this method if your annuity is paid under a nonqualified plan.
- **General Rule.** You must use this method if your annuity is paid under a nonqualified plan. You generally cannot use this method if your annuity is paid under a qualified plan.



Contact your employer or plan administrator to find out if your pension or annuity is paid under a qualified or nonqualified plan.

You determine which method to use when you first begin receiving your annuity, and you continue using it each year that you recover part of your cost.

Exclusion limit. If you contributed to your pension or annuity and your annuity starting date is before 1987, you can continue to take your monthly exclusion for as long as you receive your annuity. If you chose a joint and survivor annuity, your survivor can continue to take the survivor's exclusion figured as of the annuity starting date. The total exclusion may be more than your cost.

If your annuity starting date is after 1986, the total amount of annuity income you can exclude over the years as a recovery of the cost cannot exceed your total cost.

In either case, any unrecovered cost at your (or the last annuitant's) death is allowed as a miscellaneous itemized deduction on the final return of the decedent. This deduction is not subject to the 2%-of-adjusted-gross-income limit on miscellaneous deductions.

Cost. Before you can figure how much, if any, of your pension or annuity benefits are taxable, you must determine your cost in the plan (your investment in the contract). Your total cost in the plan includes everything that you paid. It also includes amounts your employer contributed that were taxable to you when paid. However, see *Foreign employment contributions*, next.

From this total cost, subtract any refunded premiums, rebates, dividends, unrepaid loans, or other tax-free

amounts you received by the later of the annuity starting date or the date on which you received your first payment.

The annuity starting date is the later of the first day of the first period for which you received a payment from the plan or the date on which the plan's obligations became fixed.



The amount of your contributions to the plan may be shown in box 9b of any Form 1099-R, Distributions From Pensions, Annuities, Retirement or Profit-Sharing Plans, IRAs, Insurance Contracts, etc., that you receive.

Foreign employment contributions. If you worked abroad, certain amounts your employer paid into your retirement plan that were not includible in your gross income may be considered part of your cost. For details, see *Foreign employment contributions* in Publication 575.

Withholding. The payer of your pension, profit-sharing, stock bonus, annuity, or deferred compensation plan will withhold income tax on the taxable part of amounts paid to you. However, you can choose not to have tax withheld on the payments you receive, unless they are eligible rollover distributions. (These are distributions that are eligible for rollover treatment but are not paid directly to another qualified retirement plan or to a traditional IRA.) See *Withholding Tax and Estimated Tax and Rollovers* in Publication 575 for more information.

For payments other than eligible rollover distributions, you can tell the payer how much to withhold by filing a Form W-4P, Withholding Certificate for Pension or Annuity Payments.

Simplified Method. Under the Simplified Method, you figure the tax-free part of each annuity payment by dividing your cost by the total number of anticipated monthly payments. For an annuity that is payable over the lives of the annuitants, this number is based on the annuitants' ages on the annuity starting date and is determined from a table. For any other annuity, this number is the number of monthly annuity payments under the contract.

Who must use the Simplified Method. You must use the Simplified Method if your annuity starting date is after November 18, 1996, and you receive your pension or annuity payments from a qualified plan or annuity, unless you were at least 75 years old and entitled to at least 5 years of guaranteed payments (defined next).

In addition, if your annuity starting date is after July 1, 1986, and before November 19, 1996, you could have chosen to use the Simplified Method for payments from a qualified plan, unless you were at least 75 years old and entitled to at least 5 years of guaranteed payments. If you chose to use the Simplified Method, you must continue to use it each year that you recover part of your cost.

Guaranteed payments. Your annuity contract provides guaranteed payments if a minimum number of payments or a minimum amount (for example, the amount of your investment) is payable even if you and any survivor annuitant do not live to receive the minimum. If the minimum amount is less than the total amount of the payments you

are to receive, barring death, during the first 5 years after payments begin (figured by ignoring any payment increases), you are entitled to less than 5 years of guaranteed payments.

Who cannot use the Simplified Method. You cannot use the Simplified Method and must use the General Rule if you receive pension or annuity payments from:

- A nonqualified plan, such as a private annuity, a purchased commercial annuity, or a nonqualified employee plan, or
- A qualified plan if you are age 75 or older on your annuity starting date and you are entitled to at least 5 years of guaranteed payments (defined above).

In addition, you had to use the General Rule for either circumstance described above if your annuity starting date is after July 1, 1986, and before November 19, 1996. If you did not have to use the General Rule, you could have chosen to use it. You also had to use the General Rule for payments from a qualified plan if your annuity starting date is before July 2, 1986, and you did not qualify to use the Three-Year Rule.

If you had to use the General Rule (or chose to use it), you must continue to use it each year that you recover your cost.

Complete information on the General Rule, including the actuarial tables you need, is contained in Publication 939, *General Rule for Pensions and Annuities*.

How to use the Simplified Method. Complete the Simplified Method Worksheet in the Form 1040, Form 1040A, or Form 1040NR instructions or in Publication 575 to figure your taxable annuity for 2008. To complete line 3 of the worksheet, you must determine the total number of expected monthly payments for your annuity. If your annuity is payable only over your life, use your age on the annuity starting date to determine this number. For annuity starting dates beginning in 1998, if your annuity is payable over your life and the lives of other individuals, use the combined ages of you and the youngest survivor annuitant at the annuity starting date. If the annuity does not depend on anyone's life expectancy, use the total number of monthly annuity payments under the contract.



Be sure to keep a copy of the completed worksheet; it will help you figure your taxable annuity in later years.

Example. Bill Smith, age 65, began receiving retirement benefits in 2008, under a joint and survivor annuity. Bill's annuity starting date is January 1, 2008. The benefits are to be paid over the joint lives of Bill and his wife, Kathy, age 65. Bill had contributed \$31,000 to a qualified plan and had received no distributions before the annuity starting date. Bill is to receive a retirement benefit of \$1,200 a month, and Kathy is to receive a monthly survivor benefit of \$600 upon Bill's death.

Bill must use the Simplified Method to figure his taxable annuity because his payments are from a qualified plan

and he is under age 75. See the illustrated Worksheet 2-A, Simplified Method Worksheet, later.

His annuity is payable over the lives of more than one annuitant, so Bill uses his and Kathy's combined ages, 130 (65 + 65), and Table 2 at the bottom of the worksheet in completing line 3 of the worksheet and finds the line 3 amount to be 310. Bill's tax-free monthly amount is \$100 ($\$31,000 \div 310$ as shown on line 4 of the worksheet). Upon Bill's death, if Bill has not recovered the full \$31,000 investment, Kathy will also exclude \$100 from her \$600 monthly payment. The full amount of any annuity payments received after 310 payments are paid must generally be included in gross income.

If Bill and Kathy die before 310 payments are made, a miscellaneous itemized deduction will be allowed for the unrecovered cost on the final income tax return of the last to die. This deduction is not subject to the 2%-of-adjusted-gross-income limit.

Survivors of retirees. Benefits paid to you as a survivor under a joint and survivor annuity must be included in your gross income in the same way the retiree would have included them in gross income.

If you receive a survivor annuity because of the death of a retiree who had reported the annuity under the Three-Year Rule, include the total received in your income. The retiree's cost has already been recovered tax free.

If the retiree was reporting the annuity payments under the General Rule, you must apply the same exclusion percentage the retiree used to your initial payment called for in the contract. The resulting tax-free amount will then remain fixed. Any increases in the survivor annuity are fully taxable.

If the retiree was reporting the annuity payments under the Simplified Method, the part of each payment that is tax free is the same as the tax-free amount figured by the retiree at the annuity starting date. See *Simplified Method*, earlier.

How to report. If you file Form 1040, report your total annuity on line 16a, and the taxable part on line 16b. If your pension or annuity is fully taxable, enter it on line 16b. Do not make an entry on line 16a.

If you file Form 1040A, report your total annuity on line 12a, and the taxable part on line 12b. If your pension or annuity is fully taxable, enter it on line 12b. Do not make an entry on line 12a.

If you file Form 1040NR, report your total annuity on line 17a, and the taxable part on line 17b. If your pension or annuity is fully taxable, enter it on line 17b. Do not make an entry on line 17a.

Example. You are a Form 1040 filer and you received monthly payments totaling \$1,200 during 2008 from a pension plan that was completely financed by your employer. You had paid no tax on the payments that your employer made to the plan, and the payments were not used to pay for accident, health, or long-term care insurance premiums (as discussed later under *Insurance Premiums for Retired Public Safety Officers*). The entire

\$1,200 is taxable. You include \$1,200 only on Form 1040, line 16b.

Joint return. If you file a joint return and you and your spouse each receive one or more pensions or annuities, report the total of the pensions and annuities on line 16a of Form 1040, line 12a of Form 1040A, or line 17a of Form 1040NR. Report the total of the taxable parts on line 16b of Form 1040, line 12b of Form 1040A, or line 17b of Form 1040NR.

Form 1099-R. You should receive a Form 1099-R for your pension or annuity. Form 1099-R shows your pension or annuity for the year and any income tax withheld. You should receive a Form W-2 if you receive distributions from certain nonqualified plans.



You must attach Forms 1099-R or Forms W-2 to your 2008 tax return if federal income tax was withheld. Generally, you should be sent these forms by January 31, 2009.

Nonperiodic Distributions

If you receive a nonperiodic distribution from your retirement plan, you may be able to exclude all or part of it from your income as a recovery of your cost. Nonperiodic distributions include cash withdrawals, distributions of current earnings (dividends) on your investment, and certain loans. For information on how to figure the taxable amount of a nonperiodic distribution, see *Taxation of Nonperiodic Payments* in Publication 575.



The taxable part of a nonperiodic distribution may be subject to an additional 10% tax. See Tax on Early Distributions, later.

Lump-sum distributions. If you receive a lump-sum distribution from a qualified employee plan or qualified employee annuity and the plan participant was born before January 2, 1936, you may be able to elect optional methods of figuring the tax on the distribution. The part from active participation in the plan before 1974 may qualify as capital gain subject to a 20% tax rate. The part from participation after 1973 (and any part from participation before 1974 that you do not report as capital gain) is ordinary income. You may be able to use the 10-year tax option to figure tax on the ordinary income part.

Form 1099-R. If you receive a total distribution from a plan, you should receive a Form 1099-R. If the distribution qualifies as a lump-sum distribution, box 3 shows the capital gain part of the distribution. The amount in box 2a minus the amount in box 3 is the ordinary income part.

More information. For more detailed information on lump-sum distributions, see Publication 575 or Form 4972, Tax on Lump-Sum Distributions.



1. Enter the total pension or annuity payments received this year. Also, add this amount to the total for Form 1040, line 16a; Form 1040A, line 12a; or Form 1040NR, line 17a	1. \$ 14,400
2. Enter your cost in the plan (contract) at the annuity starting date plus any death benefit exclusion*	2. <u>31,000</u>
Note. If your annuity starting date was before this year and you completed this worksheet last year, skip line 3 and enter the amount from line 4 of last year's worksheet on line 4 below. Otherwise, go to line 3.	
3. Enter the appropriate number from Table 1 below. But if your annuity starting date was after 1997 and the payments are for your life and that of your beneficiary, enter the appropriate number from Table 2 below	3. <u>310</u>
4. Divide line 2 by line 3	4. <u>100</u>
5. Multiply line 4 by the number of months for which this year's payments were made. If your annuity starting date was before 1987, enter this amount on line 8 below and skip lines 6, 7, 10, and 11. Otherwise, go to line 6	5. <u>1,200</u>
6. Enter any amount previously recovered tax free in years after 1986. This is the amount shown on line 10 of your worksheet for last year	6. <u>0</u>
7. Subtract line 6 from line 2	7. <u>31,000</u>
8. Enter the smaller of line 5 or line 7	8. <u>1,200</u>
9. Taxable amount for year. Subtract line 8 from line 1. Enter the result, but not less than zero. Also, add this amount to the total for Form 1040, line 16b; Form 1040A, line 12b; or Form 1040NR, line 17b. Note. If your Form 1099-R shows a larger taxable amount, use the amount on this line instead. If you are a retired public safety officer, see <i>Insurance Premiums for Retired Public Safety Officers</i> , later, before entering an amount on your tax return.	9. <u>\$ 13,200</u>
10. Was your annuity starting date before 1987? <input type="checkbox"/> Yes. STOP. Do not complete the rest of this worksheet. <input type="checkbox"/> No. Add lines 6 and 8. This is the amount you have recovered tax free through 2008. You will need this number if you need to fill out this worksheet next year.	10. <u>1,200</u>
11. Balance of cost to be recovered. Subtract line 10 from line 2. If zero, you will not have to complete this worksheet next year. The payments you receive next year will generally be fully taxable	11. <u>\$ 29,800</u>

Table 1 for Line 3 Above

AND your annuity starting date was—

IF your age on your annuity starting date was . . .

before November 19, 1996,
THEN enter on line 3 . . .

after November 18, 1996,
THEN enter on line 3 . . .

55 or under	300	360
56-60	260	310
61-65	240	260
66-70	170	210
71 or over	120	160

Table 2 for Line 3 Above

IF the annuitants' combined ages on your annuity starting date were . . .

THEN enter on line 3 . . .

110 or under	410
111-120	360
121-130	310
131-140	260
141 or over	210

* A death benefit exclusion (up to \$5,000) applied to certain benefits received by employees who died before August 21, 1996.

Tax on Early Distributions

Most distributions you receive from your qualified retirement plan and nonqualified annuity contracts before you reach age 59½ are subject to an additional tax of 10%. The tax applies to the taxable part of the distribution.

For this purpose, a qualified retirement plan is:

- A qualified employee plan,
- A qualified employee annuity plan,
- A tax-sheltered annuity plan (403(b) plan),
- An IRA, or
- An eligible state or local government section 457 deferred compensation plan (to the extent that any distribution is attributable to amounts the plan received in a direct transfer or rollover from one of the other plans listed here).

General exceptions to tax. The early distribution tax does not apply to any distributions that are:

- Made as part of a series of substantially equal periodic payments (made at least annually) for your life (or life expectancy) or the joint lives (or joint life expectancies) of you and your designated beneficiary (if from a qualified retirement plan, the payments must begin after separation from service),
- Made because you are totally and permanently disabled, or
- Made on or after the death of the plan participant or contract holder.

Additional exceptions. There are additional exceptions to the early distribution tax for certain distributions from qualified retirement plans and nonqualified annuity contracts. See Publication 575 for details.

Reporting tax. If you owe only the tax on early distributions and distribution code 1 (early distribution, no known exception) is correctly shown in Form 1099-R, box 7, multiply the taxable part of the early distribution by 10% (.10) and enter the result on Form 1040, line 59, or Form 1040NR, line 54. See the instructions for line 59 of Form 1040 or line 54 of Form 1040NR for more information about reporting the early distribution tax.

Tax on Excess Accumulation

To make sure that most of your retirement benefits are paid to you during your lifetime, rather than to your beneficiaries after your death, the payments that you receive from qualified retirement plans must begin no later than your required beginning date. Unless the rule for 5% owners applies, this is generally April 1 of the year that follows the later of:

- The calendar year in which you reach age 70½, or

- The calendar year in which you retire from employment with the employer maintaining the plan.

However, your plan may require you to begin to receive payments by April 1 of the year that follows the year in which you reach 70½, even if you have not retired.

For this purpose, a qualified retirement plan includes:

- A qualified employee plan,
- A qualified employee annuity plan,
- An eligible section 457 deferred compensation plan, or
- A tax-sheltered annuity plan (403(b) plan) (for benefits accruing after 1986).



An excess accumulation is the undistributed remainder of the required minimum distribution that was left in your qualified retirement plan.

5% owners. If you own (or are considered to own under section 318 of the Internal Revenue Code) more than 5% of the company maintaining your qualified retirement plan, you must begin to receive distributions from the plan by April 1 of the year after the calendar year in which you reach age 70½. See Publication 575 for more information.

Amount of tax. If you do not receive the required minimum distribution, you are subject to an additional tax. The tax equals 50% of the difference between the amount that must be distributed and the amount that was distributed during the tax year. You can get this excise tax excused if you establish that the shortfall in distributions was due to reasonable error and that you are taking reasonable steps to remedy the shortfall.

Form 5329. You must file a Form 5329 if you owe a tax because you did not receive a minimum required distribution from your qualified retirement plan.

Additional information. For more detailed information on the tax on excess accumulation, see Publication 575.

Insurance Premiums for Retired Public Safety Officers

If you are an eligible retired public safety officer (law enforcement officer, firefighter, chaplain, or member of a rescue squad or ambulance crew), you can elect to exclude from income distributions made from your eligible retirement plan that are used to pay the premiums for accident or health insurance or long-term care insurance. The premiums can be for coverage for you, your spouse, or dependents. The distribution must be made directly from the plan to the insurance provider. You can exclude from income the smaller of the amount of the insurance premiums or \$3,000. You can only make this election for amounts that would otherwise be included in your income. The amount excluded from your income cannot be used to claim a medical expense deduction.

An eligible retirement plan is a governmental plan that is:

- a qualified trust,
- a section 403(a) plan,
- a section 403(b) annuity, or
- a section 457(b) plan.

If you make this election, reduce the otherwise taxable amount of your pension or annuity by the amount excluded. The taxable amount shown in box 2a of any Form 1099-R that you receive does not reflect the exclusion. Report your total distributions on Form 1040, line 16a; Form 1040A, line 12a; or Form 1040NR, line 17a. Report the taxable amount on Form 1040, line 16b; Form 1040A, line 12b; or Form 1040NR, line 17b. Enter “PSO” next to the appropriate line on which you report the taxable amount.

Railroad Retirement Benefits

Benefits paid under the Railroad Retirement Act fall into two categories. These categories are treated differently for income tax purposes.

Social security equivalent benefits. The first category is the amount of tier 1 railroad retirement benefits that equals the social security benefit that a railroad employee or beneficiary would have been entitled to receive under the social security system. This part of the tier 1 benefit is the social security equivalent benefit (SSEB) and is treated (for tax purposes) like social security benefits. (See *Social Security and Equivalent Railroad Retirement Benefits*, later.)

Non-social security equivalent benefits. The second category contains the rest of the tier 1 benefits, called the non-social security equivalent benefit (NSSEB). It also contains any tier 2 benefit, vested dual benefit (VDB), and supplemental annuity benefit. This category of benefits is treated as an amount received from a qualified employee plan. This allows for the tax-free (nontaxable) recovery of employee contributions from the tier 2 benefits and the NSSEB part of the tier 1 benefits. Vested dual benefits and supplemental annuity benefits are non-contributory pensions and are fully taxable.

More information. For more information about railroad retirement benefits, see Publication 575.

Military Retirement Pay

Military retirement pay based on age or length of service is taxable and must be included in income as a pension on Form 1040, lines 16a and 16b or on Form 1040A, lines 12a and 12b. But, certain military and government disability pensions that are based on a percentage of disability from

active service in the Armed Forces of any country generally are not taxable. For more information, including information about veterans’ benefits and insurance, see Publication 525.

Social Security and Equivalent Railroad Retirement Benefits

This discussion explains the federal income tax rules for social security benefits and equivalent tier 1 railroad retirement benefits.

Social security benefits include monthly retirement, survivor, and disability benefits. They do not include supplemental security income (SSI) payments, which are not taxable.

Equivalent tier 1 railroad retirement benefits are the part of tier 1 benefits that a railroad employee or beneficiary would have been entitled to receive under the social security system. They commonly are called the social security equivalent benefit (SSEB) portion of tier 1 benefits.

If you received these benefits during 2008, you should have received a Form SSA-1099 or Form RRB-1099 (Form SSA-1042S or Form RRB-1042S if you are a non-resident alien), showing the amount of the benefits.

Note. When the term “benefits” is used in this section, it applies to both social security benefits and the SSEB portion of tier 1 railroad retirement benefits.

Are Any of Your Benefits Taxable?

To find out whether any of your benefits may be taxable, compare the base amount for your filing status (explained later) with the total of:

- One-half of your benefits, plus
- All your other income, including tax-exempt interest.

When making this comparison, do not reduce your other income by any exclusions for:

- Interest from qualified U.S. savings bonds,
- Employer-provided adoption benefits,
- Foreign earned income or foreign housing, or
- Income earned in American Samoa or Puerto Rico by bona fide residents.

Figuring total income. To figure the total of one-half of your benefits plus your other income, use Worksheet 2-B. If that total amount is more than your base amount, part of your benefits may be taxable.

If you are married and file a joint return for 2008, you and your spouse must combine your incomes and your benefits

to figure whether any of your combined benefits are taxable. Even if your spouse did not receive any benefits, you must add your spouse's income to yours to figure whether any of your benefits are taxable.



If the only income you received during 2008 was your social security or the SSEB portion of tier 1 railroad retirement benefits, your benefits generally are not taxable and you probably do not have to file a return. If you have income in addition to your benefits, you may have to file a return even if none of your benefits are taxable.

Base Amount

Your base amount is:

- \$25,000 if you are single, head of household, or qualifying widow(er),
- \$25,000 if you are married filing separately and lived apart from your spouse for all of 2008,
- \$32,000 if you are married filing jointly, or
- \$0 if you are married filing separately and lived with your spouse at any time during 2008.

Repayment of Benefits

Any repayment of benefits you made during 2008 must be subtracted from the gross benefits you received in 2008. It does not matter whether the repayment was for a benefit you received in 2008 or in an earlier year. If you repaid more than the gross benefits you received in 2008, see *Repayments More Than Gross Benefits*, later.

Your gross benefits are shown in box 3 of Form SSA-1099 or Form RRB-1099. Your repayments are shown in box 4. The amount in box 5 shows your net benefits for 2008 (box 3 minus box 4). Use the amount in box 5 to figure whether any of your benefits are taxable.

Tax Withholding and Estimated Tax

You can choose to have federal income tax withheld from your social security and/or the SSEB portion of your tier 1 railroad retirement benefits. If you choose to do this, you must complete a Form W-4V, Voluntary Withholding Request. You can choose withholding at 7%, 10%, 15%, or 25% of your total benefit payment.

If you do not choose to have income tax withheld, you may have to request additional withholding from other income, or pay estimated tax during the year. For details, see Publication 505, Tax Withholding and Estimated Tax, or the instructions for Form 1040-ES, Estimated Tax for Individuals.

Worksheet 2-B. Are Any of Your Benefits Taxable?

Keep for Your Records



<p>A. Enter the amount from box 5 of all your Forms SSA-1099 and RRB-1099. Include the full amount of any lump-sum benefit payments received in 2008, for 2008 and earlier years. (If you received more than one form, combine the amounts from box 5 and enter the total.)</p> <p>Note. If the amount on line A is zero or less, stop here; none of your benefits are taxable this year.</p> <p>B. Enter one-half of the amount on line A</p> <p>C. Enter your taxable pensions, wages, interest, dividends, and other taxable income</p> <p>D. Enter any tax-exempt interest income (such as interest on municipal bonds) plus any exclusions from income for:</p> <ul style="list-style-type: none"> • Interest from qualified U.S. savings bonds, • Employer-provided adoption benefits, • Foreign earned income or foreign housing, or • Income earned in American Samoa or Puerto Rico by bona fide residents <p>E. Add lines B, C, and D and enter the total</p> <p>F. If you are:</p> <ul style="list-style-type: none"> • Married filing jointly, enter \$32,000 • Single, head of household, qualifying widow(er), or married filing separately and you lived apart from your spouse for all of 2008, enter \$25,000 • Married filing separately and you lived with your spouse at any time during 2008, enter -0- <p>G. Is the amount on line F less than or equal to the amount on line E?</p> <p>No. None of your benefits are taxable this year.</p> <p>Yes. Some of your benefits may be taxable. To figure how much of your benefits are taxable, see <i>Which worksheet to use</i> under <i>How Much Is Taxable</i>, later.</p>	<p>A. _____</p> <p>B. _____</p> <p>C. _____</p> <p>D. _____</p> <p>E. _____</p> <p>F. _____</p>
---	---

How Much Is Taxable?

If part of your benefits is taxable, how much is taxable depends on the total amount of your benefits and other income. Generally, the higher that total amount, the greater the taxable part of your benefits.

Maximum taxable part. The taxable part of your benefits usually cannot be more than 50%. However, up to 85% of your benefits can be taxable if either of the following situations applies to you.

- The total of one-half of your benefits and all your other income is more than \$34,000 (\$44,000 if you are married filing jointly).
- You are married filing separately and lived with your spouse at any time during 2008.

If you are a nonresident alien, 85% of your benefits are taxable. However, this income is exempt under some tax treaties.

Which worksheet to use. A worksheet to figure your taxable benefits is in the instructions for your Form 1040 or 1040A. However, you will need to use a different worksheet(s) if any of the following situations applies to you.

1. You contributed to a traditional individual retirement arrangement (IRA) and you or your spouse were covered by a retirement plan at work. In this situation, you must use the special worksheets in Appendix B of Publication 590 to figure both your IRA deduction and your taxable benefits.
2. Situation (1) does not apply and you take an exclusion for interest from qualified U.S. savings bonds (Form 8815), for employer-provided adoption benefits (Form 8839), for foreign earned income or housing (Form 2555 or Form 2555-EZ), or for income earned in American Samoa (Form 4563) or Puerto Rico by bona fide residents. In this situation, you must use Worksheet 1 in Publication 915, Social Security and Equivalent Railroad Retirement Benefits, to figure your taxable benefits.
3. You received a lump-sum payment for an earlier year. In this situation, also complete Worksheet 2 or 3 and Worksheet 4 in Publication 915. See *Lump-Sum Election*, later.

How To Report Your Benefits

If part of your benefits are taxable, you must use Form 1040, Form 1040A, or Form 1040NR. You cannot use Form 1040EZ.

Reporting on Form 1040. Report your net benefits (the amount in box 5 of your Form SSA-1099 or Form RRB-1099) on line 20a and the taxable part on line 20b. If you are married filing separately and you lived apart from your spouse for all of 2008, also enter “D” to the right of the word “benefits” on line 20a.

Reporting on Form 1040A. Report your net benefits (the amount in box 5 of your Form SSA-1099 or Form RRB-1099) on line 14a and the taxable part on line 14b. If you are married filing separately and you lived apart from your spouse for all of 2008, also enter “D” to the right of the word “benefits” on line 14a.

Reporting on Form 1040NR. Report 85% of the total amount of your benefits (box 5 of your Form SSA-1042S or Form RRB-1042S) in the appropriate column of line 83.

Benefits not taxable. If you are filing Form 1040EZ, do not report any benefits on your tax return. If you are filing Form 1040 or Form 1040A, report your net benefits (the amount in box 5 of your Form SSA-1099 or Form RRB-1099) on Form 1040, line 20a, or Form 1040A, line 14a. Enter -0- on Form 1040, line 20b, or Form 1040A, line 14b. If you are married filing separately and you lived apart from your spouse for all of 2008, also enter “D” to the right of the word “benefits” on Form 1040, line 20a, or Form 1040A, line 14a.

Lump-Sum Election

You must include the taxable part of a lump-sum (retroactive) payment of benefits received in 2008 in your 2008 income, even if the payment includes benefits for an earlier year.



This type of lump-sum benefit payment should not be confused with the lump-sum death benefit that both the SSA and RRB pay to many of their beneficiaries. No part of the lump-sum death benefit is subject to tax.

Generally, you use your 2008 income to figure the taxable part of the total benefits received in 2008. However, you may be able to figure the taxable part of a lump-sum payment for an earlier year separately, using your income for the earlier year. You can elect this method if it lowers your taxable benefits. See Publication 915 for more information.

Repayments More Than Gross Benefits

In some situations, your Form SSA-1099 or Form RRB-1099 will show that the total benefits you repaid (box 4) are more than the gross benefits (box 3) you received. If this occurred, your net benefits in box 5 will be a negative figure (a figure in parentheses) and none of your benefits will be taxable. If you receive more than one form, a negative figure in box 5 of one form is used to offset a positive figure in box 5 of another form for that same year.

If you have any questions about this negative figure, contact your local Social Security Administration office or your local U.S. Railroad Retirement Board field office.

Joint return. If you and your spouse file a joint return, and your Form SSA-1099 or RRB-1099 has a negative figure in box 5 but your spouse's does not, subtract the amount in box 5 of your form from the amount in box 5 of your

spouse's form. You do this to get your net benefits when figuring if your combined benefits are taxable.

Repayment of benefits received in an earlier year. If the total amount shown in box 5 of all of your Forms SSA-1099 and RRB-1099 is a negative figure, you can take an itemized deduction for the part of this negative figure that represents benefits you included in gross income in an earlier year.

If this deduction is \$3,000 or less, it is subject to the 2%-of-adjusted-gross-income limit that applies to certain miscellaneous itemized deductions. Claim it on Schedule A (Form 1040), line 23.

If this deduction is more than \$3,000, you have to follow some special instructions. See Publication 915 for those instructions.

Sickness and Injury Benefits

Generally, you must report as income any amount you receive for personal injury or sickness through an accident or health plan that is paid for by your employer. If both you and your employer pay for the plan, only the amount you receive that is due to your employer's payments is reported as income. However, certain payments may not be taxable to you. Some of these payments are discussed later in this section. Also, see *Military and Government Disability Pensions* in Publication 525.

Cost paid by you. If you pay the entire cost of an accident or health plan, do not include any amounts you receive from the plan for personal injury or sickness as income on your tax return. If your plan reimbursed you for medical expenses you deducted in an earlier year, you may have to include some, or all, of the reimbursement in your income.

Disability Pensions

If you retired on disability, you must include in income any disability pension you receive under a plan that is paid for by your employer. You must report your taxable disability payments as wages on line 7 of Form 1040 or Form 1040A or on line 8 of Form 1040NR until you reach minimum retirement age. Minimum retirement age generally is the age at which you can first receive a pension or annuity if you are not disabled.



If you were 65 or older by the end of 2008, or you were retired on permanent and total disability and received taxable disability income, you may be able to claim the credit for the elderly or the disabled. See Credit for the Elderly or the Disabled, later. For more information on this credit, see Publication 524, Credit for the Elderly or the Disabled.

Beginning on the day after you reach minimum retirement age, payments you receive are taxable as a pension or annuity. Report the payments on lines 16a and 16b of Form 1040, on lines 12a and 12b of Form 1040A, or on

lines 17a and 17b of Form 1040NR. For more information on pensions and annuities, see Publication 575.

Retirement and profit-sharing plans. If you receive payments from a retirement or profit-sharing plan that does not provide for disability retirement, do not treat the payments as a disability pension. The payments must be reported as a pension or annuity.

Accrued leave payment. If you retire on disability, any lump-sum payment you receive for accrued annual leave is a salary payment. The payment is not a disability payment. Include it in your income in the tax year you receive it.

Long-Term Care Insurance Contracts

Long-term care insurance contracts generally are treated as accident and health insurance contracts. Amounts you receive from them (other than policyholder dividends or premium refunds) generally are excludable from income as amounts received for personal injury or sickness. However, the amount you can exclude may be limited. Long-term care insurance contracts are discussed in more detail in Publication 525.

Workers' Compensation

Amounts you receive as workers' compensation for an occupational sickness or injury are fully exempt from tax if they are paid under a workers' compensation act or a statute in the nature of a workers' compensation act. The exemption also applies to your survivors. The exemption, however, does not apply to retirement plan benefits you receive based on your age, length of service, or prior contributions to the plan, even if you retired because of an occupational sickness or injury.



If part of your workers' compensation reduces your social security or equivalent railroad retirement benefits received, that part is considered social security (or equivalent railroad retirement) benefits and may be taxable. For a discussion of the taxability of these benefits, see Social Security and Equivalent Railroad Retirement Benefits, earlier.

Return to work. If you return to work after qualifying for workers' compensation, salary payments you receive for performing light duties are taxable as wages.

Other Sickness and Injury Benefits

In addition to disability pensions and annuities, you may receive other payments for sickness or injury.

Federal Employees' Compensation Act (FECA). Payments received under this Act for personal injury or sickness, including payments to beneficiaries in case of death, are not taxable. However, you are taxed on amounts you receive under this Act as continuation of pay for up to 45

days while a claim is being decided. Report this income on line 7 of Form 1040 or Form 1040A or on line 1 of Form 1040EZ. Also, pay for sick leave while a claim is being processed is taxable and must be included in your income as wages.



If part of the payments you receive under FECA reduces your social security or equivalent railroad retirement benefits received, that part is considered social security (or equivalent railroad retirement) benefits and may be taxable. For a discussion of the taxability of these benefits, see Social Security and Equivalent Railroad Retirement Benefits, earlier.

Other compensation. Many other amounts you receive as compensation for sickness or injury are not taxable. These include the following amounts.

- Benefits you receive under an accident or health insurance policy on which either you paid the premiums or your employer paid the premiums but you had to include them in your income.
- Disability benefits you receive for loss of income or earning capacity as a result of injuries under a no-fault car insurance policy.
- Compensation you receive for permanent loss or loss of use of a part or function of your body, for your permanent disfigurement, or for such loss or disfigurement suffered by your spouse or dependents. This compensation must be based only on the injury and not on the period of your absence from work. These benefits are not taxable even if your employer pays for the accident and health plan that provides these benefits.

Life Insurance Proceeds

Life insurance proceeds paid to you because of the death of the insured person are not taxable unless the policy was turned over to you for a price. This is true even if the proceeds were paid under an accident or health insurance policy or an endowment contract.

Proceeds not received in installments. If death benefits are paid to you in a lump sum or other than at regular intervals, include in your income only the benefits that are more than the amount payable to you at the time of the insured person's death. If the benefit payable at death is not specified, you include in your income the benefit payments that are more than the present value of the payments at the time of death.

Proceeds received in installments. If you receive life insurance proceeds in installments, you can exclude part of each installment from your income.

To determine the excluded part, divide the amount held by the insurance company (generally the total lump sum payable at the death of the insured person) by the number

of installments to be paid. Include anything over this excluded part in your income as interest.

Installments for life. If, as the beneficiary under an insurance contract, you are entitled to receive the proceeds in installments for the rest of your life without a refund or period-certain guarantee, you figure the excluded part of each installment by dividing the amount held by the insurance company by your life expectancy. If there is a refund or period-certain guarantee, the amount held by the insurance company for this purpose is reduced by the actuarial value of the guarantee.

Surviving spouse. If your spouse died before October 23, 1986, and insurance proceeds paid to you because of the death of your spouse are received in installments, you can exclude, in any year, up to \$1,000 of the interest included in the installments. If you remarry, you can continue to take the exclusion.

Surrender of policy for cash. If you surrender a life insurance policy for cash, you must include in income any proceeds that are more than the cost of the life insurance policy. In general, your cost (or investment in the contract) is the total of premiums that you paid for the life insurance policy, less any refunded premiums, rebates, dividends, or unrepaid loans that were not included in your income. You should receive a Form 1099-R showing the total proceeds and the taxable part. Report these amounts on lines 16a and 16b of Form 1040, lines 12a and 12b of Form 1040A, or lines 17a and 17b of Form 1040NR.

Endowment Contract Proceeds

An endowment contract is a policy under which you are paid a specified amount of money on a certain date unless you die before that date, in which case, the money is paid to your designated beneficiary. Endowment proceeds paid in a lump sum to you at maturity are taxable only if the proceeds are more than the cost of the policy. To determine your cost, subtract from the total premiums (or other consideration) paid for the contract any amount that you previously received under the contract and excluded from your income. Include in your income the part of the lump-sum payment that is more than your cost.

Endowment proceeds that you choose to receive in installments instead of a lump-sum payment at the maturity of the policy are taxed as an annuity. The tax treatment of an annuity is explained in Publication 575. For this treatment to apply, you must choose to receive the proceeds in installments before receiving any part of the lump sum. This election must be made within 60 days after the lump-sum payment first becomes payable to you.

Accelerated Death Benefits

Certain amounts paid as accelerated death benefits under a life insurance contract or viatical settlement before the insured's death are generally excluded from income if the insured is terminally or chronically ill. However, see *Exception*, later. For a chronically ill individual, accelerated death

benefits paid on the basis of costs incurred for qualified long-term care services are fully excludable. Accelerated death benefits paid on a per diem or other periodic basis without regard to the costs are excludable up to a limit.

In addition, if any portion of a death benefit under a life insurance contract on the life of a terminally or chronically ill individual is sold or assigned to a viatical settlement provider, the amount received also is excluded from income. Generally, a viatical settlement provider is one who regularly engages in the business of buying or taking assignment of life insurance contracts on the lives of insured individuals who are terminally or chronically ill.

To report taxable accelerated death benefits made on a per diem or other periodic basis, you must file Form 8853, Archer MSAs and Long-Term Care Insurance Contracts, with your return.

Terminally or chronically ill defined. A terminally ill person is one who has been certified by a physician as having an illness or physical condition that reasonably can be expected to result in death within 24 months from the date of the certification. A chronically ill person is one who is not terminally ill but has been certified (within the previous 12 months) by a licensed health care practitioner as meeting either of the following conditions.

- The person is unable to perform (without substantial help) at least two activities of daily living (eating, toileting, transferring, bathing, dressing, and continence) for a period of 90 days or more because of a loss of functional capacity.
- The person requires substantial supervision to protect himself or herself from threats to health and safety due to severe cognitive impairment.

Exception. The exclusion does not apply to any amount paid to a person other than the insured if that other person has an insurable interest in the life of the insured because the insured:

- Is a director, officer, or employee of the other person, or
- Has a financial interest in the business of the other person.

Sale of Home

You may be able to exclude from income any gain up to \$250,000 (\$500,000 on a joint return in most cases) on the sale of your main home. Generally, if you can exclude all of the gain, you do not need to report the sale on your tax return. You can choose not to take the exclusion by including the gain from the sale in your gross income on your tax return for the year of the sale.

Main home. Usually, your main home is the home you live in most of the time and can be a:

- House,

- Houseboat,
- Mobile home,
- Cooperative apartment, or
- Condominium.

Maximum Amount of Exclusion

You can exclude up to \$250,000 of the gain on the sale of your main home if all of the following are true.

- You meet the ownership test.
- You meet the use test.
- During the 2-year period ending on the date of the sale, you did not exclude gain from the sale of another home.

You can exclude up to \$500,000 of the gain on the sale of your main home if you are married and file a joint return and meet the requirements listed in the discussion of the special rules for joint returns, later, under *Married Persons*.

You can exclude up to \$500,000 of the gain if all of the following requirements are met.

- You are an unmarried widow or widower on the date of the sale or exchange.
- The sale or exchange took place not more than 2 years after the date of your spouse's death.
- The ownership and use tests were met immediately before the date of your spouses's death.
- You did not exclude gain from the sale of another home during the 2-year period ending on the date of the sale.

Ownership and Use Tests

To claim the exclusion, you must meet the ownership and use tests. This means that during the 5-year period ending on the date of the sale, you must have:

- Owned the home for at least 2 years (the ownership test), and
- Lived in the home as your main home for at least 2 years (the use test).

Exception to ownership and use tests. If you owned and lived in the property as your main home for less than 2 years, you still can claim an exclusion in some cases. Generally, you must have sold the home due to a change in place of employment, health, or unforeseen circumstances. The maximum amount you can exclude will be reduced. See Publication 523, *Selling Your Home*, for more information.

Exception to use test for individuals with a disability.

There is an exception to the use test if, during the 5-year period before the sale of your home:

- You become physically or mentally unable to care for yourself, and
- You owned and lived in your home as your main home for a total of at least 1 year.

Under this exception, you are considered to live in your home during any time that you own the home and live in a facility (including a nursing home) that is licensed by a state or political subdivision to care for persons in your condition.

If you meet this exception to the use test, you still have to meet the 2-out-of-5-year ownership test to claim the exclusion.

Exception to ownership test for property acquired in a like-kind exchange. You must have owned your main home for at least 5 years to qualify for the exclusion if you acquired your main home in a like-kind exchange. This special 5-year ownership rule continues to apply to a home you acquired in a like-kind exchange and gave to another person. A like-kind exchange is an exchange of property held for productive use in a trade or business or for investment. See Publication 523 for more information.

Married Persons

In the special situations discussed below, if you and your spouse file a joint return for the year of sale, you can exclude up to \$250,000 of gain if one of you meets the ownership and use tests as discussed earlier under *Maximum Amount of Exclusion*. However, see *Special rules for joint returns*, next.

Special rules for joint returns. You can exclude up to \$500,000 of the gain on the sale of your main home if all of the following are true.

- You are married and file a joint return for the year.
- Either you or your spouse meets the ownership test.
- Both you and your spouse meet the use test.
- During the 2-year period ending on the date of the sale, neither you nor your spouse exclude gain from the sale of another home.

Death of spouse before sale. If your spouse died and you did not remarry before the date of sale, you are considered to have owned and lived in the property as your main home during any period of time when your spouse owned and lived in it as a main home.

Home transferred from spouse. If your home was transferred to you by your spouse (or former spouse if the transfer was incident to divorce), you are considered to have owned it during any period of time when your spouse owned it.

Use of home after divorce. You are considered to have used property as your main home during any period when:

- You owned it, and
- Your spouse or former spouse is allowed to live in it under a divorce or separation instrument and uses it as his or her main home.

Business Use or Rental of Home

You may be able to exclude gain from the sale of a home that you have used for business or to produce rental income. But, you must meet the ownership and use tests. See Publication 523 for more information.

Depreciation after May 6, 1997. If you were entitled to take depreciation deductions because you used your home for business purposes or as rental property, you cannot exclude the part of your gain equal to any depreciation allowed or allowable as a deduction for periods after May 6, 1997. See Publication 523 for more information.

Reporting the Sale

Do not report the 2008 sale of your main home on your tax return unless:

- You have a gain and you do not qualify to exclude all of it, or
- You have a gain and you choose not to exclude it.

If you have any taxable gain on the sale of your main home that cannot be excluded, report the entire gain on Schedule D (Form 1040). If you used your home for business or to produce rental income, you may have to use Form 4797, *Sales of Business Property*, to report the sale of the business or rental part. See Publication 523 for more information.

Reverse Mortgages

A reverse mortgage is a loan where the lender pays you (in a lump sum, a monthly advance, a line of credit, or a combination of all three) while you continue to live in your home. With a reverse mortgage, you retain title to your home. Depending on the plan, your reverse mortgage becomes due with interest when you move, sell your home, reach the end of a pre-selected loan period, or die. Because reverse mortgages are considered loan advances and not income, the amount you receive is not taxable. Any interest (including original interest discount) accrued on a reverse mortgage is not deductible until the loan is paid in full. Your deduction may be limited because a reverse mortgage loan generally is subject to the limit on Home Equity Debt discussed in Publication 936, *Home Interest Mortgage Deduction*.

Other Items

The following items generally are excluded from taxable income. You should not report them on your return, unless otherwise indicated as taxable or includable in income.

Gifts and inheritances. Generally, property you receive as a gift, bequest, or inheritance is not included in your income. However, if property you receive this way later produces income such as interest, dividends, or rents, that income is taxable to you. If property is given to a trust and the income from it is paid, credited, or distributed to you, that income also is taxable to you. If the gift, bequest, or inheritance is the income from property, that income is taxable to you.

Veterans' benefits. Do not include in your income any veterans' benefits paid under any law, regulation, or administrative practice administered by the Department of Veterans Affairs (VA). See Publication 525.

Public assistance benefits. Other items that are generally excluded from taxable income also include the following public assistance benefits.

Welfare benefits. Do not include in your income benefit payments from a public welfare fund based upon need, such as payments due to blindness. However, you must include in your income any welfare payments that are compensation for services or that are obtained fraudulently.

Payments from a state fund for victims of crime. These payments should not be included in the victims' incomes if they are in the nature of welfare payments. Do not deduct medical expenses that are reimbursed by such a fund.

Mortgage assistance payments. Payments made under section 235 of the National Housing Act for mortgage assistance are not included in the homeowner's income. Interest paid for the homeowner under the mortgage assistance program cannot be deducted.

Payments to reduce cost of winter energy use. Payments made by a state to qualified people to reduce their cost of winter energy use are not taxable.

Nutrition Program for the Elderly. Food benefits you receive under the Nutrition Program for the Elderly are not taxable. If you prepare and serve free meals for the program, include in your income as wages the cash pay you receive, even if you also are eligible for food benefits.

Alternative trade adjustment assistance (ATAA) payments. Payments you receive from a state agency under the Demonstration Project for Alternative Trade Adjustment Assistance for Older Workers (ATAA) must be included in your income. The state must send you Form 1099-G to advise you of the amount you should include in income. The amount should be reported on Form 1040, line 21.

Persons with disabilities. If you have a disability, you must include in income compensation you receive for services you perform unless the compensation is otherwise excluded. However, you do not include in income the value of goods, services, and cash that you receive, not in return for your services, but for your training and rehabilitation because you have a disability. Excludable amounts include payments for transportation and attendant care, such as interpreter services for the deaf, reader services for the blind, and services to help mentally retarded persons do their work.

Medicare. Medicare benefits received under title XVIII of the Social Security Act are not includable in the gross income of the individuals for whom they are paid. This includes basic (part A (Hospital Insurance Benefits for the Aged)) and supplementary (part B (Supplementary Medical Insurance Benefits for the Aged)).

Old-age, survivors, and disability insurance benefits (OASDI). OASDI payments under section 202 of title II of the Social Security Act are not includable in the gross income of the individuals to whom they are paid. This applies to old-age insurance benefits, and insurance benefits for wives, husbands, children, widows, widowers, mothers and fathers, and parents, as well as the lump-sum death payment.

3.

Adjustments to Income

You may be able to subtract amounts from your total income (Form 1040, line 22 or Form 1040A, line 15) or total effectively connected income (Form 1040NR, line 23) to get your adjusted gross income (Form 1040, line 37; Form 1040A, line 21; or Form 1040NR, line 35). Some adjustments to income follow.

- Contributions to your individual retirement arrangement (IRA) (Form 1040, line 32; Form 1040A, line 17; or Form 1040NR, line 31), explained later in this publication.
- Certain moving expenses (line 26 of Form 1040 or Form 1040NR) if you changed job locations or started a new job in 2008. See Publication 521, Moving Expenses, or see Form 3903, Moving Expenses, and its instructions.
- Some health insurance costs (Form 1040, line 29 or Form 1040NR, line 28) if you were self-employed and had a net profit for the year, or if you received wages in 2008 from an S corporation in which you were a more-than-2% shareholder. For more details, see Publication 535, Business Expenses.

- Payments to your self-employed SEP, SIMPLE, or qualified plan (Form 1040, line 28 or Form 1040NR, line 27). For more information, including limits on how much you can deduct, see Publication 560, Retirement Plans for Small Business.
- Penalties paid on early withdrawal of savings (Form 1040, line 30 or Form 1040NR, line 29). Form 1099-INT, Interest Income, or Form 1099-OID, Original Issue Discount, will show the amount of any penalty you were charged.
- Alimony payments (Form 1040, line 31a). For more information, see Publication 504, Divorced or Separated Individuals.

There are other items you can claim as adjustments to income. These adjustments are discussed in your tax return instructions.

Individual Retirement Arrangement (IRA) Contributions and Deductions

This section explains the tax treatment of amounts you pay into traditional IRAs. A traditional IRA is any IRA that is not a Roth or SIMPLE IRA. Roth and SIMPLE IRAs are defined earlier in the IRA discussion under *Retirement Plan Distributions*. For more detailed information, see Publication 590.

Contributions. An IRA is a personal savings plan that offers you tax advantages to set aside money for your retirement. Two advantages of a traditional IRA are:

- You may be able to deduct some or all of your contributions to it, depending on your circumstances, and
- Generally, amounts in your IRA, including earnings and gains, are not taxed until distributed.



Although interest earned from your traditional IRA generally is not taxed in the year earned, it is not tax-exempt interest. Do not report this interest on your tax return as tax-exempt interest.

General limit. The most that can be contributed for any year to your traditional IRA is the smaller of the following amounts.

- Your taxable compensation for the year, or
- \$5,000 (\$6,000 if you were age 50 or older by the end of 2008).

Contributions to spousal IRAs. In the case of a married couple filing a joint return, up to \$5,000 (\$6,000 for each spouse age 50 or older by the end of 2008) can be

contributed to IRAs on behalf of each spouse, even if one spouse has little or no compensation.

For more information on the general limit and the spousal IRA limit, see *How Much Can Be Contributed?* in Publication 590.

Deductible contribution. Generally, you can deduct the lesser of the contributions to your traditional IRA for the year or the general limit (or spousal IRA limit, if applicable) just explained. However, if you or your spouse was covered by an employer retirement plan at any time during the year for which contributions were made, you may not be able to deduct all of the contributions. Your deduction may be reduced or eliminated, depending on your filing status and the amount of your income. For more information, see *Limit if Covered by Employer Plan* in Publication 590.

Nondeductible contribution. The difference between your total permitted contributions and your IRA deduction, if any, is your nondeductible contribution. You must file Form 8606, Nondeductible IRAs, to report nondeductible contributions even if you do not have to file a tax return for the year.

4.

Deductions

Most taxpayers have a choice of taking a standard deduction or itemizing their deductions. You benefit from the standard deduction if your standard deduction is more than the total of your allowable itemized deductions. If you have a choice, you should use the method that gives you the lower tax.

Real estate tax deduction. If you chose to take the standard deduction, you may also be able to take a real property tax deduction. See the instructions for your tax return.

Standard Deduction

The standard deduction is a dollar amount that reduces the amount of income on which you are taxed. It is a benefit that eliminates the need for many taxpayers to itemize actual deductions. The standard deduction is higher for taxpayers who are age 65 or older or blind.

The standard deduction amounts for most taxpayers under age 65 are shown in Table 4-1.

Persons not eligible for the standard deduction. Your standard deduction is zero and you should itemize any deductions you have if:

- You are married and filing a separate return, and your spouse itemizes deductions,

- You are filing a tax return for a short tax year because of a change in your annual accounting period, or
- You are a nonresident or dual-status alien during the year. You are considered a dual-status alien if you were both a nonresident alien and a resident alien during the year.

If you are a nonresident alien who is married to a U.S. citizen or resident alien at the end of the year, you can choose to be treated as a U.S. resident. See Publication 519, U.S. Tax Guide for Aliens. If you make this choice, you can take the standard deduction.

Higher standard deduction for age 65 or older. You are entitled to a higher standard deduction if you are age 65 or older at the end of the year and do not itemize deductions. You are considered 65 on the day before your 65th birthday. Therefore, you can take the higher standard deduction for 2008 if you were born before January 2, 1944.

Use Table 4-2 to find the amount of your standard deduction.

Higher standard deduction for blindness. If you are blind on the last day of the year and you do not itemize deductions, you are entitled to a higher standard deduction. Use Table 4-2 to find the amount. You qualify for this benefit if you are totally or partly blind.

Partly blind. If you are partly blind, you must get a certified statement from an eye physician or registered optometrist that:

- You cannot see better than 20/200 in the better eye with glasses or contact lenses, or
- Your field of vision is not more than 20 degrees.

If your eye condition will never improve beyond these limits, the statement should include this fact. You must keep the statement in your records.

If your vision can be corrected beyond these limits only by contact lenses that you can wear only briefly because of pain, infection, or ulcers, you can take the higher standard deduction for blindness if you otherwise qualify.

Spouse 65 or older or blind. You can take a higher standard deduction if your spouse is age 65 or older or blind and:

- You file a joint return, or

- You file a separate return and can claim an exemption for your spouse because your spouse had no gross income and an exemption for your spouse could not be claimed by another taxpayer.



You cannot claim the higher standard deduction for an individual other than yourself and your spouse.

Decedents. The amount of the standard deduction for a decedent's final return is the same as it would have been had the decedent continued to live. However, if the decedent was not 65 or older at the time of death, the higher standard deduction for age cannot be claimed.

Examples. The following examples illustrate how to determine your standard deduction using Tables 4-1 and 4-2.

Example 1. Larry, 66, and Donna, 67, are filing a joint return for 2008. Neither is blind. They decide not to itemize their deductions. They use Table 4-2. Their standard deduction is \$13,000.

Example 2. Assume the same facts as in Example 1 except that Larry is blind at the end of 2008. They use Table 4-2. Larry and Donna's standard deduction is \$14,050.

Example 3. Susan, 67, who is blind, qualifies as head of household in 2008. She has no itemized deductions. She uses Table 4-2. Her standard deduction is \$10,700.

Standard Deduction for Dependents

The standard deduction for an individual for whom an exemption can be claimed on another person's tax return generally is limited to the greater of:

- \$900, or
- The individual's earned income for the year plus \$300 (but not more than the regular standard deduction amount, generally \$5,450).

However, if the individual is age 65 or older or blind, his or her standard deduction may be higher. See Table 4-3 to determine his or her standard deduction. Also, see Table 4-3 for a definition of earned income.

2008 Standard Deduction Tables



If you are married filing a separate return and your spouse itemizes deductions, or if you are a dual-status alien, you cannot take the standard deduction even if you were born before January 2, 1944, or you are blind.

Table 4-1. Standard Deduction Chart for Most People*

IF your filing status is...	THEN your standard deduction is...
Single or Married filing separately	\$ 5,450
Married filing jointly or Qualifying widow(er) with dependent child	10,900
Head of household	8,000

* Do not use this chart if you were born before January 2, 1944, or you are blind, or if someone else can claim an exemption for you (or your spouse if married filing jointly). Use Table 4-2 or 4-3 instead.

Table 4-2. Standard Deduction Chart for People Born Before January 2, 1944, or Who are Blind*

Check the correct number of boxes below. Then go to the chart.

You Born before January 2, 1944 Blind

Your spouse, if claiming spouse's exemption Born before January 2, 1944 Blind

Total number of boxes you checked

IF your filing status is...	AND the number in the box above is...	THEN your standard deduction is...
Single	1	\$ 6,800
	2	8,150
Married filing jointly or Qualifying widow(er) with dependent child	1	11,950
	2	13,000
	3	14,050
	4	15,100
Married filing separately	1	6,500
	2	7,550
	3	8,600
	4	9,650
Head of household	1	9,350
	2	10,700

* If someone can claim an exemption for you (or your spouse if married filing jointly), use Table 4-3 instead.

Table 4-3. Standard Deduction Worksheet for Dependents

Use this worksheet only if someone else can claim an exemption for you (or your spouse if married filing jointly).

If you were born before January 2, 1944, or you are blind, check the correct number of boxes below. Then go to the worksheet.

You Born before January 2, 1944 Blind

Your spouse, if claiming spouse's exemption Born before January 2, 1944 Blind

Total number of boxes you checked

1. Enter your earned income (defined below). If none, enter -0-.	1. _____
2. Additional amount	2. <u> \$300 </u>
3. Add lines 1 and 2.	3. _____
4. Minimum standard deduction.	4. <u> \$900 </u>
5. Enter the larger of line 3 or line 4.	5. _____
6. Enter the amount shown below for your filing status. <ul style="list-style-type: none"> • Single or Married filing separately—\$5,450 • Married filing jointly—\$10,900 • Head of household—\$8,000 	6. _____
7. Standard deduction. <p>a. Enter the smaller of line 5 or line 6. If born after January 1, 1944, and not blind, stop here. This is your standard deduction. Otherwise, go on to line 7b.</p> <p>b. If born before January 2, 1944, or blind, multiply \$1,350 (\$1,050 if married) by the number in the box above.</p> <p>c. Add lines 7a and 7b. This is your standard deduction for 2008.</p>	7a. _____ 7b. _____ 7c. _____

***Earned income** includes wages, salaries, tips, professional fees, and other compensation received for personal services you performed. It also includes any amount received as a scholarship that you must include in your income.*

Itemized Deductions

Some individuals should itemize their deductions because it will save them money. Others should itemize because they do not qualify for the standard deduction. See the discussion under *Standard Deduction*, earlier, to decide if it would be to your advantage to itemize deductions.

Medical and dental expenses, some taxes, certain interest expenses, charitable contributions, casualty and theft losses, and certain other miscellaneous expenses may be itemized as deductions on Schedule A (Form 1040 or Form 1040NR).



You may be subject to a limit on some of your itemized deductions if your adjusted gross income (AGI) is more than \$159,950 (\$79,975 if you file married filing separately).

You may benefit from itemizing your deductions on Schedule A (Form 1040 or Form 1040NR) if you:

- Cannot take the standard deduction,
- Had uninsured medical or dental expenses that are more than 7.5% of your adjusted gross income (see *Medical and Dental Expenses*, next),
- Paid interest (including mortgage insurance premiums) and taxes on your home,
- Had large unreimbursed employee business expenses or other miscellaneous deductions,
- Had large uninsured casualty or theft losses,
- Made large contributions to qualified charities (see Publication 526, *Charitable Contributions*), or
- Have total itemized deductions that are more than the standard deduction to which you otherwise are entitled.

See the Schedule A (Form 1040 or Form 1040NR) instructions for more information.

Medical and Dental Expenses

You can deduct certain medical and dental expenses you paid for yourself, your spouse, and your dependents, if you itemize your deductions on Schedule A (Form 1040).

Table 4-4 shows items that you can or cannot include in figuring your medical expense deduction. For more information, see the following discussions of selected items, which are presented in alphabetical order. More information can also be found in Publication 502, *Medical and Dental Expenses*.



You can deduct only the amount of your medical and dental expenses that is more than 7.5% of your adjusted gross income shown on Form 1040, line 38.

What to include. Generally, you can include only the medical and dental expenses you paid this year, regardless of when the services were provided. If you pay medical expenses by check, the day you mail or deliver the check generally is the date of payment. If you use a pay-by-phone or online account to pay your medical expenses, the date reported on the statement of the financial institution showing when payment was made is the date of payment. You can include medical expenses you charge to your credit card in the year the charge is made. It does not matter when you actually pay the amount charged.

Home Improvements

You can include in medical expenses amounts you pay for home improvements if their main purpose is medical care for you, your spouse, or your dependent.

Only reasonable costs to accommodate a home to your disabled condition (or that of your spouse or your dependents who live with you) are considered medical care. Additional costs for personal motives, such as for architectural or aesthetic reasons, are not medical expenses. Publication 502 contains additional information and examples, including a capital expense worksheet, to assist you in figuring the amount of the capital expense that you can include in your medical expenses. Also, see Publication 502 for information about deductible operating and upkeep expenses related to such capital expense items, and for information about improvements, for medical reasons, to property rented by a person with disabilities.

Household Help

You cannot include in medical expenses the cost of household help, even if such help is recommended by a doctor. This is a personal expense that is not deductible. However, you may be able to include certain expenses paid to a person providing nursing-type services. For more information, see *Nursing Services*, later. Also, certain maintenance or personal care services provided for qualified long-term care can be included in medical expenses. For more information, see *Qualified long-term care services* under *Long-Term Care*, later.

Hospital Services

You can include in medical expenses amounts you pay for the cost of inpatient care at a hospital or similar institution if a principal reason for being there is to receive medical care. This includes amounts paid for meals and lodging. Also, see *Meals and Lodging*, later.

Long-Term Care

You can include in medical expenses amounts paid for qualified long-term care services and premiums paid for qualified long-term care insurance contracts.

Table 4-4. **Medical and Dental Expenses Checklist**

You can include:	You cannot include:
<ul style="list-style-type: none"> • Bandages • Capital expenses for equipment or improvements to your home needed for medical care (see Publication 502) • Certain weight-loss expenses for obesity • Diagnostic devices • Expenses of an organ donor • Eye surgery—to promote the correct function of the eye • Guide dogs or other animals aiding the blind, deaf, and disabled • Hospital services fees (lab work, therapy, nursing services, surgery, etc.) • Lead-based paint removal (see Publication 502) • Long-term care contracts, qualified (see Publication 502) • Meals and lodging provided by a hospital during medical treatment • Medical and hospital insurance premiums • Medical services fees (from doctors, dentists, surgeons, specialists, and other medical practitioners) • Medicare Part D premiums • Oxygen equipment and oxygen • Part of life-care fee paid to retirement home designated for medical care • Prescription medicines (prescribed by a doctor) and insulin • Psychiatric and psychological treatment • Social security tax, Medicare tax, FUTA, and state employment tax for worker providing medical care (see Publication 502) • Special items (artificial limbs, false teeth, eyeglasses, contact lenses, hearing aids, crutches, wheelchair, etc.) • Special education for mentally or physically disabled persons (see Publication 502) • Stop-smoking programs • Transportation for needed medical care • Treatment at a drug or alcohol center (includes meals and lodging provided by the center) • Wages for nursing services (see Publication 502) 	<ul style="list-style-type: none"> • Contributions to Archer MSAs (see Publication 969) • Bottled water • Diaper service • Expenses for your general health (even if following your doctor's advice) such as: <ul style="list-style-type: none"> —Health club dues —Household help (even if recommended by a doctor) —Social activities, such as dancing or swimming lessons —Trip for general health improvement • Flexible spending account reimbursements for medical expenses (if contributions were on a pretax basis) (see Publication 502) • Funeral, burial, or cremation expenses • Health savings account payments for medical expenses (see Publication 502) • Illegal operation or treatment • Life insurance or income protection policies, or policies providing payment for loss of life, limb, sight, etc. • Medical insurance included in a car insurance policy covering all persons injured in or by your car • Medicine you buy without a prescription • Nursing care for a healthy baby • Prescription drugs you brought in (or ordered shipped) from another country, in most cases (see Publication 502) • Surgery for purely cosmetic reasons (see Publication 502) • Toothpaste, toiletries, cosmetics, etc. • Teeth whitening • Weight-loss expenses not for the treatment of obesity or other disease

Qualified long-term care services. Qualified long-term care services are necessary diagnostic, preventive, therapeutic, curing, treating, mitigating, rehabilitative services, and maintenance and personal care services (defined later) that are:

1. Required by a chronically ill individual, and
2. Provided pursuant to a plan of care prescribed by a licensed health care practitioner.

Chronically ill individual. An individual is chronically ill if, within the previous 12 months, a licensed health care practitioner has certified that the individual meets either of the following descriptions.

1. He or she is unable to perform at least two activities of daily living without substantial assistance from another individual for at least 90 days, due to a loss of

functional capacity. Activities of daily living are eating, toileting, transferring, bathing, dressing, and continence.

2. He or she requires substantial supervision to be protected from threats to health and safety due to severe cognitive impairment.

Maintenance and personal care services. Maintenance or personal care services is care which has as its primary purpose the providing of a chronically ill individual with needed assistance with his or her disabilities (including protection from threats to health and safety due to severe cognitive impairment).

Qualified long-term care insurance contracts. A qualified long-term care insurance contract is an insurance contract that provides only coverage of qualified long-term care services. The contract must:

1. Be guaranteed renewable,
2. Not provide for a cash surrender value or other money that can be paid, assigned, pledged, or borrowed,
3. Provide that refunds, other than refunds on the death of the insured or complete surrender or cancellation of the contract, and dividends under the contract must be used only to reduce future premiums or increase future benefits, and
4. Generally not pay or reimburse expenses incurred for services or items that would be reimbursed under Medicare, except where Medicare is a secondary payer, or the contract makes *per diem* or other periodic payments without regard to expenses.

The amount of qualified long-term care premiums you can include is limited. You can include the following as medical expenses on Schedule A (Form 1040).

1. Qualified long-term care premiums up to the amounts shown below.
 - a. Age 40 or under – \$290.
 - b. Age 41 to 50 – \$550.
 - c. Age 51 to 60 – \$1,110.
 - d. Age 61 to 70 – \$2,950.
 - e. Age 71 or over – \$3,680.
2. Unreimbursed expenses for qualified long-term care services.

Note. The limit on premiums is for each person.

Meals and Lodging

You can include in medical expenses the cost of meals and lodging at a hospital or similar institution if your main reason for being there is to receive medical care.

You may be able to include in medical expenses the cost of lodging (but not meals) not provided in a hospital or similar institution. You can include the cost of such lodging while away from home if all of the following requirements are met.

- The lodging is primarily for, and essential to, medical care.
- The medical care is provided by a doctor in a licensed hospital or in a medical care facility related to, or the equivalent of, a licensed hospital.
- The lodging is not lavish or extravagant under the circumstances.
- There is no significant element of personal pleasure, recreation, or vacation in the travel away from home.

The amount you include in medical expenses for lodging cannot be more than \$50 per night for each person. You can include lodging for a person traveling with the person receiving the medical care. For example, if a parent is traveling with a sick child, up to \$100 per night can be included as a medical expense for lodging. (Meals are not included.)

Nursing home. You can include in medical expenses the cost of medical care in a nursing home or a home for the aged for yourself, your spouse, or your dependents. This includes the cost of meals and lodging in the home if a main reason for being there is to get medical care.

Do not include the cost of meals and lodging if the reason for being in the home is personal. However, you can include in medical expenses the part of the cost that is for medical or nursing care.

Medical Insurance Premiums

You can include in medical expenses insurance premiums you pay for policies that cover medical care. Policies can provide payment for:

- Hospitalization, surgical fees, X-rays, etc.,
- Prescription drugs,
- Replacement of lost or damaged contact lenses,
- Qualified long-term care insurance contracts (subject to the additional limits included in the discussion on qualified long-term care insurance contracts under *Long-Term Care*, earlier), or
- Membership in an association that gives cooperative or so-called “free-choice” medical service, or group hospitalization and clinical care.

If you have a policy that provides more than one kind of payment, you can include the premiums for the medical care part of the policy if the charge for the medical part is reasonable. The cost of the medical portion must be separately stated in the insurance contract or given to you in a separate statement.

Medicare Part A. If you are covered under social security (or if you are a government employee who paid Medicare tax), you are enrolled in Medicare Part A. The payroll tax paid for Medicare Part A is not a medical expense. If you are not covered under social security (or were not a government employee who paid Medicare tax), you can enroll voluntarily in Medicare Part A. In this situation you can include the premiums you paid for Medicare Part A as a medical expense on your tax return.

Medicare Part B. Medicare Part B is a supplemental medical insurance. Premiums you pay for Medicare Part B are a medical expense. If you applied for it at age 65 or after you became disabled, you can include in medical expenses the monthly premiums you paid. If you were over age 65 or disabled when you first enrolled, check the information you received from the Social Security Administration to find out your premium.

Medicare Part D. Medicare Part D is a voluntary prescription drug insurance program for persons with Medicare Part A or Part B. You can include as a medical expense premiums you pay for Medicare Part D.

Prepaid insurance premiums. Insurance premiums you pay before you are age 65 for medical care for yourself, your spouse, or your dependents, after you reach age 65 are medical care expenses in the year paid if they are:

- Payable in equal yearly installments, or more often, and
- Payable for at least 10 years, or until you reach age 65 (but not for less than 5 years).

Medicines

You can include in medical expenses amounts you pay for prescribed medicines and drugs. A prescribed drug is one that requires a prescription by a doctor for its use by an individual. You can also include amounts you pay for insulin. Except for insulin, you cannot include in medical expenses amounts you pay for a drug that is not prescribed.

Imported medicines and drugs. If you imported medicines or drugs from other countries, see *Medicines and Drugs From Other Countries*, under *What Expenses Are Not Includible*, in Publication 502.

Nursing Services

You can include in medical expenses wages and other amounts you pay for nursing services. The services need not be performed by a nurse as long as the services are of a kind generally performed by a nurse. This includes services connected with caring for the patient's condition, such as giving medication or changing dressings, as well as bathing and grooming the patient. These services can be provided in your home or another care facility.

Generally, only the amount spent for nursing services is a medical expense. If the attendant also provides personal and household services, amounts paid to the attendant must be divided between the time spent performing household and personal services and the time spent for nursing services. However, certain maintenance or personal care services provided for qualified long-term care can be included in medical expenses. See *Maintenance and personal care services* under *Qualified long-term care services*, earlier. Additionally, certain expenses for household services or for the care of a qualifying individual incurred to allow you to work may qualify for the child and dependent care credit. See *Child and Dependent Care Credit*, later, and Publication 503, *Child and Dependent Care Expenses*.

You can also include in medical expenses part of the amount you pay for that attendant's meals. Divide the food

expense among the household members to find the cost of the attendant's food. Then divide that cost in the same manner as in the preceding paragraph. If you had to pay additional amounts for household upkeep because of the attendant, you can include the extra amounts with your medical expenses. This includes extra rent or utilities you pay because you moved to a larger apartment to provide space for the attendant.

Employment taxes. You can include as a medical expense social security tax, FUTA, Medicare tax, and state employment taxes you pay for a nurse, attendant, or other person who provides medical care. If the attendant also provides personal and household services, you can include as a medical expense only the amount of employment taxes paid for medical services as explained earlier under *Nursing Services*. For information on employment tax responsibilities of household employers, see Publication 926, *Household Employer's Tax Guide*.

Transportation

You can include in medical expenses amounts paid for transportation primarily for, and essential to, medical care.

Car expenses. You can include out-of-pocket expenses, such as the cost of gas and oil, when you use a car for medical reasons. You cannot include depreciation, insurance, general repair, or maintenance expenses.

Instead of deducting the actual expenses, you can deduct the standard rate of:

- 19 cents per mile for the period January 1 through June 30, 2008, and
- 27 cents per mile for the period July 1 through December 31, 2008

for use of your car for medical reasons.

You can also include parking fees and tolls. You can add these fees and tolls to your medical expenses whether you use actual expenses or use the standard mileage rate.

You can also include:

- Bus, taxi, train, or plane fares or ambulance service, and
- Transportation expenses of a nurse or other person who can give injections, medications, or other treatment required by a patient who is traveling to get medical care and is unable to travel alone.



Do not include transportation expenses if, for purely personal reasons, you choose to travel to another city for an operation or other medical care prescribed by your doctor.

5.

Credits

This chapter briefly discusses the credit for the elderly or disabled, the child and dependent care credit, and the earned income credit. You may be able to reduce your federal income tax by claiming one or more of these credits.

Credit for the Elderly or the Disabled

This section explains who qualifies for the credit for the elderly or the disabled and how to figure this credit. For more information, see Publication 524, *Credit for the Elderly or the Disabled*.



You can take the credit only if you file Form 1040 or Form 1040A. You cannot take the credit if you file Form 1040EZ or Form 1040NR.

Can You Take the Credit?

You can take the credit for the elderly or the disabled if:

- You are a qualified individual, and
- Your income is not more than certain limits.

See Figures 5-A and 5-B, later.

Qualified Individual

You are a qualified individual for this credit if you are a U.S. citizen or resident alien, and either of the following applies.

1. You were age 65 or older at the end of 2008.
2. You were under age 65 at the end of 2008 and all three of the following statements are true.
 - a. You retired on permanent and total disability (explained later).
 - b. You received taxable disability income for 2008.
 - c. On January 1, 2008, you had not reached mandatory retirement age (defined later under *Disability income*).



Age 65. *You are considered to be age 65 on the day before your 65th birthday. Therefore, you are considered to be age 65 at the end of the year if you were born before January 2, 1944.*

U.S. citizen or resident alien. You must be a U.S. citizen or resident alien (or be treated as a resident alien) to take

the credit. Generally, you cannot take the credit if you were a nonresident alien at any time during the tax year.

Exceptions. You may be able to take the credit if you are a nonresident alien who is married to a U.S. citizen or resident alien at the end of the tax year and you and your spouse choose to treat you as a U.S. resident alien. If you make that choice, both you and your spouse are taxed on your worldwide income.

If you were a nonresident alien at the beginning of the year and a resident alien at the end of the year, and you were married to a U.S. citizen or resident alien at the end of the year, you may be able to choose to be treated as a U.S. resident alien for the entire year. In that case, you may be allowed to take the credit.

For information on these choices, see chapter 1 of Publication 519, *U.S. Tax Guide for Aliens*.

Married persons. Generally, if you are married at the end of the tax year, you and your spouse must file a joint return to take the credit. However, if you and your spouse did not live in the same household at any time during the tax year, you can file either a joint return or separate returns and still take the credit.

Head of household. You can file as head of household and qualify to take the credit even if your spouse lived with you during the first 6 months of the year if you meet certain tests. See Publication 524 and Publication 501.

Under age 65. If you are under age 65 at the end of the year, you can qualify for the credit only if you are retired on permanent and total disability and have taxable disability income (discussed later under *Disability income*). You are considered to be under age 65 at the end of 2008 if you were born after January 1, 1944. You are retired on permanent and total disability if:

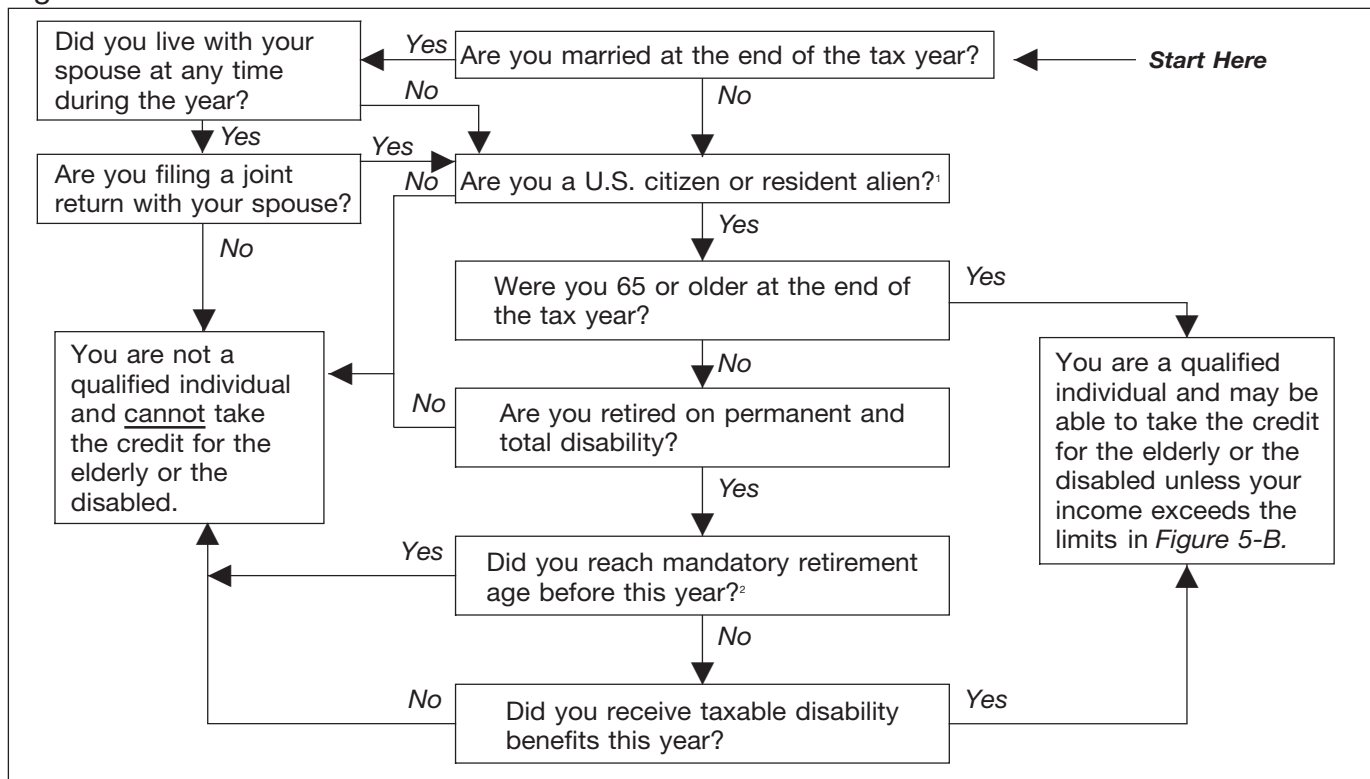
- You were permanently and totally disabled when you retired, and
- You retired on disability before the end of the tax year.

Even if you do not retire formally, you may be considered retired on disability when you have stopped working because of your disability. If you retired on disability before 1977 and were not permanently and totally disabled at the time, you can qualify for the credit if you were permanently and totally disabled on January 1, 1976, or January 1, 1977.

Permanent and total disability. You are permanently and totally disabled if you cannot engage in any substantial gainful activity because of your physical or mental condition. A physician must certify that the condition has lasted or can be expected to last continuously for 12 months or more, or that the condition can be expected to result in death. See *Physician's statement*, later.

Substantial gainful activity. Substantial gainful activity is the performance of significant duties over a reasonable period of time while working for pay or profit, or in work generally done for pay or profit.

Figure 5-A. Are You a Qualified Individual?



¹If you were a nonresident alien at any time during the tax year and were married to a U.S. citizen or resident alien at the end of the tax year, see *U.S. citizen or resident alien* under *Qualified Individual*. If you and your spouse choose to treat you as a U.S. resident alien, answer “Yes” to this question.

²Mandatory retirement age is the age set by your employer at which you would have been required to retire, had you not become disabled.

Figure 5-B. Income Limits

IF your filing status is . . .	THEN even if you qualify (see <i>Figure 5-A</i>), you cannot take the credit if:	
	Your adjusted gross income (AGI)* is equal to or more than . . .	OR the total of your nontaxable social security and other nontaxable pension(s) is equal to or more than . . .
single, head of household, or qualifying widow(er) with dependent child	\$17,500	\$5,000
married filing a joint return and both spouses qualify in <i>Figure 5-A</i>	\$25,000	\$7,500
married filing a joint return and only one spouse qualifies in <i>Figure 5-A</i>	\$20,000	\$5,000
married filing a separate return	\$12,500	\$3,750

*AGI is the amount on Form 1040A, line 22, or Form 1040, line 38

Full-time work (or part-time work done at the employer's convenience) in a competitive work situation for at least the minimum wage conclusively shows that you are able to engage in substantial gainful activity.

Substantial gainful activity is not work you do to take care of yourself or your home. It is not unpaid work on hobbies, institutional therapy or training, school attendance, clubs, social programs, and similar activities. However, doing this kind of work may show that you are able to engage in substantial gainful activity.

The fact that you have not worked for some time is not, of itself, conclusive evidence that you cannot engage in substantial gainful activity.

Physician's statement. If you are under 65, you must have your physician complete a statement certifying that you were permanently and totally disabled on the date you retired.

You do not have to file this statement with your Form 1040 or Form 1040A, but you must keep it for your records. The instructions for either Schedule R (Form 1040) or Schedule 3 (Form 1040A) include a statement your physician can complete and that you can keep for your records.

Veterans. If the Department of Veterans Affairs (VA) certifies that you are permanently and totally disabled, you can substitute VA Form 21-0172, Certification of Permanent and Total Disability, for the physician's statement you are required to keep. VA Form 21-0172 must be signed by a person authorized by the VA to do so. You can get this form from your local VA regional office.

Physician's statement obtained in earlier year. If you got a physician's statement in an earlier year and, due to your continued disabled condition, you were unable to engage in any substantial gainful activity during 2008, you may not need to get another physician's statement for 2008. For a detailed explanation of the conditions you must meet, see the instructions for Part II of Schedule R (Form 1040) or Schedule 3 (Form 1040A). If you meet the required conditions, you must check the box in Part II, line 2 of Schedule R (Form 1040) or Schedule 3 (Form 1040A).

If you checked box 4, 5, or 6 in Part I of either Schedule R or Schedule 3, print in the space above the box in Part II, line 2, the first name(s) of the spouse(s) for whom the box is checked.

Disability income. If you are under age 65, you must also have taxable disability income to qualify for the credit.

Disability income must meet the following two requirements.

- It must be paid under your employer's accident or health plan or pension plan.
- It must be included in your income as wages (or payments in lieu of wages) for the time you are absent from work because of permanent and total disability.

Payments that are not disability income. Any payment you receive from a plan that does not provide for disability retirement is not disability income. Any lump-sum

payment for accrued annual leave that you receive when you retire on disability is a salary payment and is not disability income.

For purposes of the credit for the elderly or the disabled, disability income does not include amounts you receive after you reach mandatory retirement age. Mandatory retirement age is the age set by your employer at which you would have had to retire had you not become disabled.

Figuring the Credit

You can figure the credit yourself, or the IRS will figure it for you.

Figuring the credit yourself. If you figure the credit yourself, fill out the front of either Schedule R (if you are filing Form 1040) or Schedule 3 (if you are filing Form 1040A). Next, fill out Part III of either Schedule R or Schedule 3.

Credit figured for you. If you can take the credit and choose to have the IRS figure the credit for you, see Publication 524 or the Instructions for Schedule R (Form 1040) or Schedule 3 (Form 1040A). If you want the IRS to figure your tax, see Publication 967, The IRS Will Figure Your Tax.

Child and Dependent Care Credit

You may be able to claim this credit if you pay someone to care for your dependent who is under age 13 or for your spouse or dependent who is not able to care for himself or herself. The credit can be up to 35% of your expenses. To qualify, you must pay these expenses so you can work or look for work.



If you claim this credit, you must include on your return the name and taxpayer identification number (generally the social security number) of each qualifying person for whom care is provided. If the correct information is not shown, the credit may be reduced or disallowed.

You also must show on your return the name, address, and the taxpayer identification number of the person(s) or organization(s) that provided the care.

For more information, see Publication 503, Child and Dependent Care Expenses.

Earned Income Credit

The earned income credit (EIC) is a refundable tax credit for certain people who work and have earned income under \$41,646. The EIC is available to persons with or without a qualifying child.

Credit has no effect on certain welfare benefits. Any refund you receive because of the EIC and any advance EIC payments you receive generally will not be considered

Table 5-1. Earned Income Credit in a Nutshell

First, you must meet all the rules in this column.		Second, you must meet all the rules in <i>one</i> of these columns, whichever applies.		Third, you must meet the rule in this column.
Part A. Rules for Everyone		Part B. Rules If You Have a Qualifying Child	Part C. Rules If You Do Not Have a Qualifying Child	Part D. Figuring and Claiming the EIC
<p>1. Your adjusted gross income (AGI) must be less than:</p> <ul style="list-style-type: none"> •\$38,646 (\$41,646 for married filing jointly) if you have more than one qualifying child, •\$33,995 (\$36,995 for married filing jointly) if you have one qualifying child, or •\$12,880 (\$15,880 for married filing jointly) if you do not have a qualifying child. 	<p>2. You must have a valid social security number.</p> <p>3. Your filing status cannot be “Married filing separately.”</p> <p>4. You must be a U.S. citizen or resident alien all year.</p> <p>5. You cannot file Form 2555 or Form 2555-EZ (relating to foreign earned income).</p> <p>6. Your investment income must be \$2,950 or less.</p> <p>7. You must have earned income.</p>	<p>8. Your child must meet the relationship, age, and residency tests.</p> <p>9. Your qualifying child cannot be used by more than one person to claim the EIC.</p> <p>10. You cannot be a qualifying child of another person.</p>	<p>11. You must be at least age 25 but under age 65.</p> <p>12. You cannot be the dependent of another person.</p> <p>13. You cannot be a qualifying child of another person.</p> <p>14. You must have lived in the United States more than half of the year.</p>	<p>15. Your earned income must be less than:</p> <ul style="list-style-type: none"> •\$38,646 (\$41,646 for married filing jointly) if you have more than one qualifying child, •\$33,995 (\$36,995 for married filing jointly) if you have one qualifying child, or •\$12,880 (\$15,880 for married filing jointly) if you do not have a qualifying child.

income when determining whether you are eligible for the following benefit programs, or how much you can receive from the programs. However, if the amounts you receive are not spent within a certain period of time, they may count as an asset (or resource) and affect your eligibility.

- Medicaid and supplemental security income (SSI).
- Food stamps.
- Low-income housing.

Temporary Assistance for Needy Families (TANF) benefits may be affected. Please check with your state.

Self-employed persons. If you are self-employed and your net earnings are \$400 or more, be sure to correctly fill out Schedule SE (Form 1040), Self-Employment Tax, and pay the proper amount of self-employment tax. If you do not, you may not get all the credit to which you are entitled.

Do You Qualify for the Credit?

To qualify to claim the EIC, you must first meet Rules 1 through 7 in Part A of Table 5-1, *Rules for Everyone*. Then you must meet Rules 8 through 10 in Part B of Table 5-1, *Rules If You Have a Qualifying Child*, or Rules 11 through 14 in Part C of Table 5-1, *Rules If You Do Not Have a Qualifying Child*. There is one final rule you must meet, Rule 15, in Part D of Table 5-1, *Figuring and Claiming the EIC*. You qualify for the credit if you meet all the rules in each part that applies to you.

- If you have a qualifying child, the rules in *Parts A, B,* and *D* apply to you.

- If you do not have a qualifying child, the rules in *Parts A, C,* and *D* apply to you.

Table 5-1, Earned Income Credit in a Nutshell. Use Table 5-1 as a guide to *Parts A, B, C,* and *D*. The table is a summary of all the rules in each part. After you have read the rules in the table, if you think you may qualify for the credit, see Publication 596, Earned Income Credit, for more details. You also can find more information in the instructions for Form 1040 (line 64a), Form 1040A (line 40a), or Form 1040EZ (line 8a).

Adjusted gross income (AGI). Under Rule 1, you cannot claim the EIC unless your AGI is less than the applicable limit shown in Part A of Table 5-1. Your AGI is the amount on line 38 (Form 1040), line 22 (Form 1040A), or line 4 (Form 1040EZ).

Social security number. Under Rule 2, you (and your spouse if filing a joint return) must have a valid social security number (SSN) issued by the Social Security Administration (SSA). Any qualifying child listed on Schedule EIC also must have a valid SSN. (See *Qualifying child*, later, if you have a qualifying child.)

If your social security card (or your spouse’s if filing a joint return) says “Not valid for employment” and your SSN was issued so that you (or your spouse) could get a federally funded benefit, you cannot get the EIC. An example of a federally funded benefit is Medicaid.

Investment income. Under Rule 6, you cannot claim the EIC unless your investment income is \$2,950 or less. If your investment income is more than \$2,950, you cannot

claim the credit. For most people, investment income is the total of the following amounts.

- Taxable interest (line 8a of Form 1040 or 1040A).
- Tax-exempt interest (line 8b of Form 1040 or 1040A).
- Dividend income (line 9a of Form 1040 or 1040A).
- Capital gain net income (line 13 of Form 1040, if more than zero, or line 10 of Form 1040A).

If you file Form 1040EZ, your investment income is the total of the amount of line 2 and the amount of any tax-exempt interest you wrote to the right of the words "Form 1040EZ" on line 2.

Earned income. Under Rule 7, you must have earned income to claim the EIC. Under Rule 15, you cannot claim the EIC unless your earned income is less than the applicable limit shown in Part D of Table 5-1. Earned income includes all of the following types of income.

1. Wages, salaries, tips, and other taxable employee pay. Employee pay is earned income only if it is taxable. Nontaxable employee pay, such as certain dependent care benefits and adoption benefits, is generally not earned income.
2. Net earnings from self-employment.
3. Gross income received as a statutory employee.

Disability benefits. If you retired on disability, benefits you receive under your employer's disability retirement plan are considered earned income until you reach minimum retirement age. Minimum retirement age generally is

the earliest age at which you could have received a pension or annuity if you were not disabled. Beginning on the day after you reach minimum retirement age, payments you receive are taxable as a pension and are not considered earned income.

Payments you received from a disability insurance policy that you paid the premiums for are not earned income. It does not matter whether you have reached minimum retirement age. If this policy is through your employer, the amount may be shown in Box 12 of your Form W-2 with code "J."

Income that is not earned income. Examples of items that are not earned income under Rule 7 include interest and dividends, pensions and annuities, social security and railroad retirement benefits (including disability benefits), alimony and child support, welfare benefits, workers' compensation benefits, unemployment compensation (insurance), nontaxable foster care payments, and veterans' benefits, including VA rehabilitation payments. Do not include any of these items in your earned income.

Workfare payments. Nontaxable workfare payments are not earned income for the EIC. These are cash payments certain people receive from a state or local agency that administers public assistance programs funded under the federal Temporary Assistance for Needy Families (TANF) program in return for certain work activities such as (1) work experience activities (including remodeling or repairing public housing) if sufficient private sector employment is not available, or (2) community service program activities.

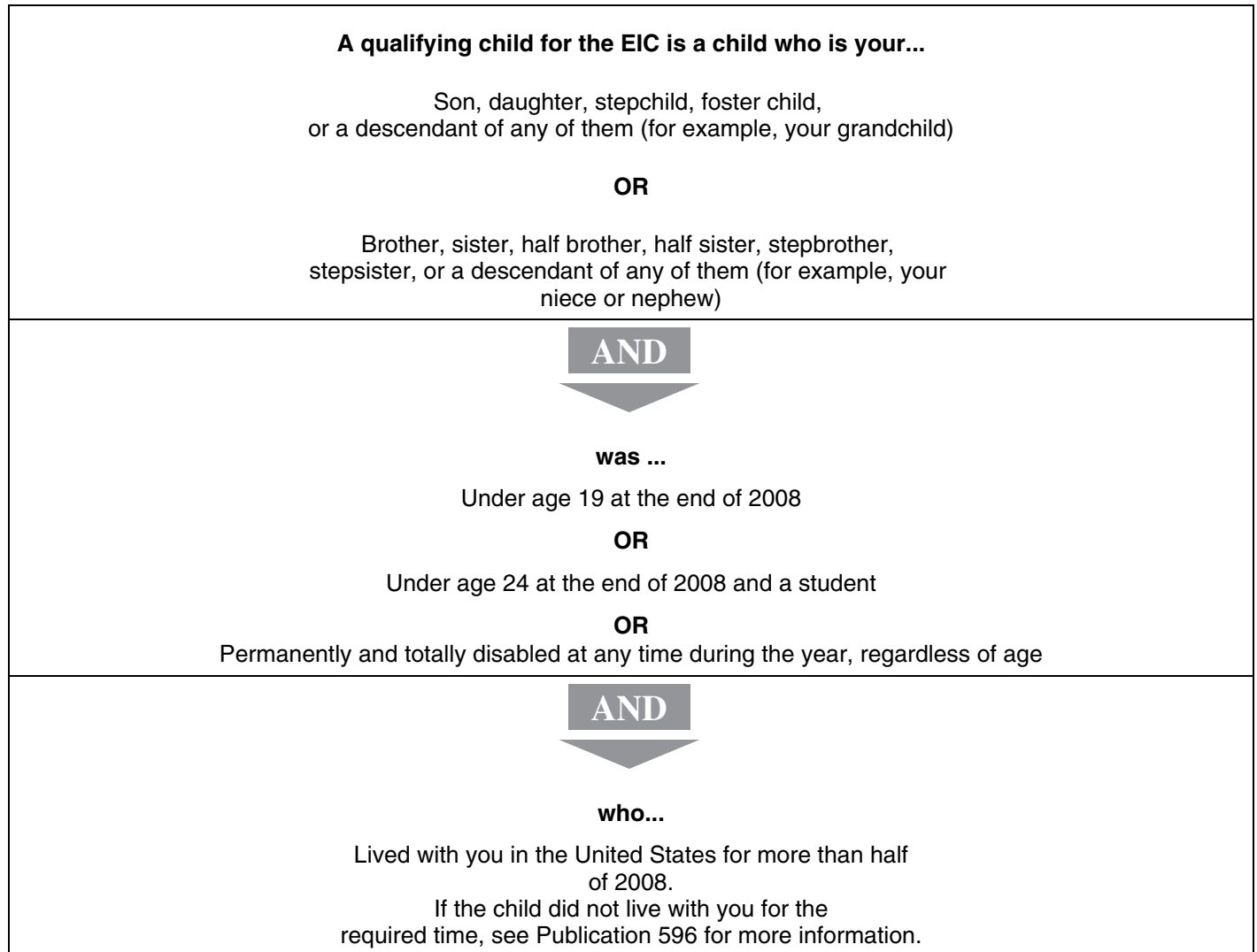
Qualifying child. Under Rule 8, your child is a qualifying child if your child meets three tests. The three tests are:

1. Relationship,
2. Age, and

3. Residency.

The three tests are illustrated in Figure 5-C. See Publication 596 for more information about each test.

Figure 5-C. Tests for Qualifying Child



Figuring the EIC

To figure the amount of your credit, you have two choices.

1. Have the IRS figure the EIC for you. If you want to do this, see *IRS Will Figure the EIC for You* in Publication 596.
2. Figure the EIC yourself. If you want to do this, see *How To Figure the EIC Yourself* in Publication 596.

Advance Earned Income Credit Payments

If you have a qualifying child and expect to qualify for the EIC in 2009, you can choose to receive advance payments of part of the credit in your regular paycheck.

You can request advance payments of the credit for 2009 by completing a 2009 Form W-5. See Publication 596 or the Form W-5 instructions for more information on the advance EIC.



If you received advance payments of EIC in 2008, you must file a 2008 return to report payments and to get any additional earned income credit for 2008.

6.

Estimated Tax

Estimated tax is a method used to pay tax on income that is not subject to withholding. This income includes self-employment income, interest, dividends, alimony, rent, gains from the sale of assets, prizes, and awards.

Income tax generally is withheld from pensions and annuity payments you receive. However, if the tax withheld from your pension (or other) income is not enough, you may have to pay estimated tax. If you do not pay enough tax through withholding, by making estimated tax payments, or both, you may be charged a penalty.

Who Must Make Estimated Tax Payments

If you had a tax liability for 2008, you may have to pay estimated tax for 2009. Generally, you must make estimated tax payments for 2009 if you expect to owe at least \$1,000 in tax for 2009 after subtracting your withholding and credits, and you expect your withholding and credits to be less than the smaller of:

- 90% of the tax to be shown on your 2009 tax return, or
- 100% of the tax shown on your 2008 tax return. The 2008 tax return must cover all 12 months.

If all of your income will be subject to income tax withholding, you probably do not need to make estimated tax payments.

For more information on estimated tax, see Publication 505.

7.

How To Get Tax Help

You can get help with unresolved tax issues, order free publications and forms, ask tax questions, and get information from the IRS in several ways. By selecting the method that is best for you, you will have quick and easy access to tax help.

Contacting your Taxpayer Advocate. The Taxpayer Advocate Service (TAS) is an independent organization within the IRS whose employees assist taxpayers who are experiencing economic harm, who are seeking help in resolving tax problems that have not been resolved

through normal channels, or who believe that an IRS system or procedure is not working as it should.

You can contact the TAS by calling the TAS toll-free case intake line at 1-877-777-4778 or TTY/TDD 1-800-829-4059 to see if you are eligible for assistance. You can also call or write your local taxpayer advocate, whose phone number and address are listed in your local telephone directory and in Publication 1546, Taxpayer Advocate Service—Your Voice at the IRS. You can file Form 911, Request for Taxpayer Advocate Service Assistance (And Application for Taxpayer Assistance Order), or ask an IRS employee to complete it on your behalf. For more information, go to www.irs.gov/advocate.

Low Income Taxpayer Clinics (LITCs). LITCs are independent organizations that provide low income taxpayers with representation in federal tax controversies with the IRS for free or for a nominal charge. The clinics also provide tax education and outreach for taxpayers who speak English as a second language. Publication 4134, Low Income Taxpayer Clinic List, provides information on clinics in your area. It is available at www.irs.gov or your local IRS office.

Free tax services. To find out what services are available, get Publication 910, IRS Guide to Free Tax Services. It contains lists of free tax information sources, including publications, services, and free tax education and assistance programs. It also has an index of over 100 TeleTax topics (recorded tax information) you can listen to on your telephone.

Accessible versions of IRS published products are available on request in a variety of alternative formats for people with disabilities.

Free help with your return. Free help in preparing your return is available nationwide from IRS-trained volunteers. The Volunteer Income Tax Assistance (VITA) program is designed to help low-income taxpayers and the Tax Counseling for the Elderly (TCE) program is designed to assist taxpayers age 60 and older with their tax returns. Many VITA sites offer free electronic filing and all volunteers will let you know about credits and deductions you may be entitled to claim. To find the nearest VITA or TCE site, call 1-800-829-1040.

As part of the TCE program, AARP offers the Tax-Aide counseling program. To find the nearest AARP Tax-Aide site, call 1-888-227-7669 or visit AARP's website at www.aarp.org/money/taxaide.

For more information on these programs, go to www.irs.gov and enter keyword "VITA" in the upper right-hand corner.



Internet. You can access the IRS website at www.irs.gov 24 hours a day, 7 days a week to:

- *E-file* your return. Find out about commercial tax preparation and *e-file* services available free to eligible taxpayers.

- Check the status of your 2008 refund. Go to www.irs.gov and click on *Where's My Refund*. Wait at least 72 hours after the IRS acknowledges receipt of your e-filed return, or 3 to 4 weeks after mailing a paper return. If you filed Form 8379 with your return, wait 14 weeks (11 weeks if you filed electronically). Have your 2008 tax return available so you can provide your social security number, your filing status, and the exact whole dollar amount of your refund.
- Download forms, instructions, and publications.
- Order IRS products online.
- Research your tax questions online.
- Search publications online by topic or keyword.
- View Internal Revenue Bulletins (IRBs) published in the last few years.
- Figure your withholding allowances using the withholding calculator online at www.irs.gov/individuals.
- Determine if Form 6251 must be filed by using our Alternative Minimum Tax (AMT) Assistant.
- Sign up to receive local and national tax news by email.
- Get information on starting and operating a small business.



Phone. Many services are available by phone.

- *Ordering forms, instructions, and publications.* Call 1-800-829-3676 to order current-year forms, instructions, and publications, and prior-year forms and instructions. You should receive your order within 10 days.
- *Asking tax questions.* Call the IRS with your tax questions at 1-800-829-1040.
- *Solving problems.* You can get face-to-face help solving tax problems every business day in IRS Taxpayer Assistance Centers. An employee can explain IRS letters, request adjustments to your account, or help you set up a payment plan. Call your local Taxpayer Assistance Center for an appointment. To find the number, go to www.irs.gov/localcontacts or look in the phone book under *United States Government, Internal Revenue Service*.
- *TTY/TDD equipment.* If you have access to TTY/TDD equipment, call 1-800-829-4059 to ask tax questions or to order forms and publications.
- *TeleTax topics.* Call 1-800-829-4477 to listen to pre-recorded messages covering various tax topics.
- *Refund information.* To check the status of your 2008 refund, call 1-800-829-1954 during business

hours or 1-800-829-4477 (automated refund information 24 hours a day, 7 days a week). Wait at least 72 hours after the IRS acknowledges receipt of your e-filed return, or 3 to 4 weeks after mailing a paper return. If you filed Form 8379 with your return, wait 14 weeks (11 weeks if you filed electronically). Have your 2008 tax return available so you can provide your social security number, your filing status, and the exact whole dollar amount of your refund. Refunds are sent out weekly on Fridays. If you check the status of your refund and are not given the date it will be issued, please wait until the next week before checking back.

- *Other refund information.* To check the status of a prior year refund or amended return refund, call 1-800-829-1954.

Evaluating the quality of our telephone services. To ensure IRS representatives give accurate, courteous, and professional answers, we use several methods to evaluate the quality of our telephone services. One method is for a second IRS representative to listen in on or record random telephone calls. Another is to ask some callers to complete a short survey at the end of the call.



Walk-in. Many products and services are available on a walk-in basis.

- *Products.* You can walk in to many post offices, libraries, and IRS offices to pick up certain forms, instructions, and publications. Some IRS offices, libraries, grocery stores, copy centers, city and county government offices, credit unions, and office supply stores have a collection of products available to print from a CD or photocopy from reproducible proofs. Also, some IRS offices and libraries have the Internal Revenue Code, regulations, Internal Revenue Bulletins, and Cumulative Bulletins available for research purposes.
- *Services.* You can walk in to your local Taxpayer Assistance Center every business day for personal, face-to-face tax help. An employee can explain IRS letters, request adjustments to your tax account, or help you set up a payment plan. If you need to resolve a tax problem, have questions about how the tax law applies to your individual tax return, or you are more comfortable talking with someone in person, visit your local Taxpayer Assistance Center where you can spread out your records and talk with an IRS representative face-to-face. No appointment is necessary—just walk in. If you prefer, you can call your local Center and leave a message requesting an appointment to resolve a tax account issue. A representative will call you back within 2 business days to schedule an in-person appointment at your convenience. If you have an ongoing, complex tax

account problem or a special need, such as a disability, an appointment can be requested. All other issues will be handled without an appointment. To find the number of your local office, go to www.irs.gov/localcontacts or look in the phone book under *United States Government, Internal Revenue Service*.



Mail. You can send your order for forms, instructions, and publications to the address below. You should receive a response within 10 days after your request is received.

Internal Revenue Service
1201 N. Mitsubishi Motorway
Bloomington, IL 61705-6613



DVD for tax products. You can order Publication 1796, IRS Tax Products DVD, and obtain:

- Current-year forms, instructions, and publications.
- Prior-year forms, instructions, and publications.
- Tax Map: an electronic research tool and finding aid.
- Tax law frequently asked questions.
- Tax Topics from the IRS telephone response system.
- Internal Revenue Code—Title 26 of the U.S. Code.
- Fill-in, print, and save features for most tax forms.
- Internal Revenue Bulletins.
- Toll-free and email technical support.
- Two releases during the year.
 - The first release will ship the beginning of January 2009.

– The final release will ship the beginning of March 2009.

Purchase the DVD from National Technical Information Service (NTIS) at www.irs.gov/cdorders for \$30 (no handling fee) or call 1-877-233-6767 toll free to buy the DVD for \$30 (plus a \$6 handling fee). The price is discounted to \$25 for orders placed prior to December 1, 2008.



Small Business Resource Guide 2009. This online guide is a must for every small business owner or any taxpayer about to start a business.

This year's guide includes:

- Helpful information, such as how to prepare a business plan, find financing for your business, and much more.
- All the business tax forms, instructions, and publications needed to successfully manage a business.
- Tax law changes for 2009.
- Tax Map: an electronic research tool and finding aid.
- Web links to various government agencies, business associations, and IRS organizations.
- “Rate the Product” survey—your opportunity to suggest changes for future editions.
- A site map of the guide to help you navigate the pages with ease.
- An interactive “Teens in Biz” module that gives practical tips for teens about starting their own business, creating a business plan, and filing taxes.

The information is updated during the year. Visit www.irs.gov and enter keyword “SBRG” in the upper right-hand corner for more information.



A		
Accelerated death benefits	15	
Accrued leave payment:		
Disability retirement and	14	
Adjusted gross income (AGI)	18	
Adjustments to income	18	
Advance earned income credit	31	
Age 65	26	
American Association of Retired Persons (AARP)	3	6
Annuities	6	
Assistance (See Tax help)		
B		
Base amount, social security benefits	12	
Benefits:		
Accident or health	15	
Long-term care	14	
No-fault insurance	15	
Sickness and injury	14	
Social security	11	
Veterans'	18	
Bequests	18	
C		
Child and dependent care credit	28	
Chronically ill persons	23	
Chronically ill, defined	16	
Comments on publication	3	
Compensation:		
For services	5	
Loss or disfigurement	15	
Contributions:		
Foreign employment	7	
Pension or annuity	6	
Cost, pension or annuity	6	
Credit:		
Child and dependent care	28	
Earned income	28	
The elderly or the disabled	26	
Credit for the elderly or the disabled	26	
D		
Death benefit, accelerated	15	
Decedents	5	
Deductions:		
Generally	19	
Insurance premiums	24	
Itemized	22	
Meals and lodging	24	
Medical and dental	22	
Standard	19	
Dependents	5	
Disabilities, individuals with:		
Ownership and use test	17	
Disability:		
Person with	18	
Physician's statement	28	
Total and permanent	26	
Disability income	14, 15, 28	
Distributions, retirement plan	5	
Drugs (See Medicines)		
E		
Early distributions, tax	10	
Earned income credit	28	
Elderly or disabled credit	26	
Employment tax withholding	2	
Employment taxes	25	
Endowment proceeds	15	
Estimated tax	12, 32	
Excess accumulation, tax on	10	
Exclusion, gain on sale of home	16	
Exemption:		
Phaseout	2	
What's New for 2008	2	
Exemptions:		
Phaseout	2	
F		
Federal Employees:		
Compensation Act (FECA) payments	14	
Filing requirements:		
Decedents	5	
General requirements	4	
Surviving spouse	5	
Form:		
1099-R	8	
5329	10	
8853	16	
Schedule 3 (1040A)	26, 28	
Schedule R	26, 28	
W-4P	7	
Free tax services	32	
G		
Gain on sale of home (See Sale of home)		
General rule, pension or annuity	6	
Gifts	18	
Gross income	4	
H		
Help (See Tax help)		
Home care (See Nursing services)		
Home improvements	22	
Home, sale of	16	
Hospital services	22	
Household help	22	
I		
Income:		
Adjustments	18	
Disability	14, 28	
Gross, defined	4	
Nontaxable	5	
Sale of home	16	
Self-employment	4	
Taxable	5	
Individual retirement arrangement (IRA):		
Adjustments to income	19	
Contributions	19	
Deductible contribution	19	
Distributions	6	
Inheritances	18	
Injury benefits	14	
Insurance:		
Accident and health	15, 24	
Benefits, long-term care	14	
Benefits, no-fault insurance	15	
Life insurance proceeds	15	
Proceeds paid after death	15	
Proceeds paid before death	15	
Insurance premiums for retired public safety officers	10	
Itemized deductions	22	
L		
Life insurance proceeds	15	
Long-term care	22	
Chronically ill individuals	23	
Maintenance and personal care services	23	
Qualified insurance contracts	23	
Qualified services	23	
Long-term care insurance	14	
Loss or disfigurement compensation	15	
Lump-sum distributions	8	
Lump-sum election, social security	13	
M		
Maintenance and personal care services	23	
Meals and lodging expenses	24	
Medical expenses	22	
Medicare	24, 25	
Benefits	18	
Medicines	25	
Imported	25	
Military retirement pay	11	
Minimum distributions	10	
Minimum wage	26	
Missing children	2	
More information (See Tax help)		
Mortgage assistance payments	18	
N		
Nonperiodic distributions	8	
Nontaxable income	18	
Accident or health insurance benefits	15	
Bequests	18	
Generally	5	
Gifts	18	
Inheritances	18	
Mortgage assistance payments	18	
No-fault insurance benefits	15	
Nutrition program for elderly	18	
Public assistance payments	18	
Sickness and injury benefits	14	
Veterans' benefits	18	
Winter energy use	18	
Workers' compensation	14	
Nursing home	24	

Nursing services	<u>25</u>	Retirement plans, distributions	<u>5</u>	Taxpayer Advocate	<u>32</u>
Chronically ill individuals	<u>23</u>	Returns:		Terminally ill, defined	<u>16</u>
Nutrition program for elderly	<u>18</u>	Decedent	<u>5</u>	Total and permanent disability, defined	<u>26</u>
<hr/>					
O		Executors and administrators	<u>5</u>	Transportation expenses	<u>25</u>
Old-age, survivors, and disability insurance benefits (OASDI)	<u>18</u>	Filing requirements	<u>4</u>	TTY/TDD information	<u>32</u>
Other items	<u>18</u>	Surviving spouse	<u>5</u>	<hr/>	
<hr/>					
P		S		U	
Payments, estimated tax	<u>32</u>	Salaries (See Compensation)		U.S. citizen or resident	<u>26</u>
Pensions	<u>6</u>	Sale of home	<u>16</u>	Unemployment compensation	<u>5</u>
Pensions, disability	<u>14</u>	Self-employed	<u>4</u>	<hr/>	
Phaseout of exemptions	<u>2</u>	Sickness and injury benefits	<u>14</u>	V	
Phaseout of itemized deductions	<u>22</u>	Simplified method	<u>6</u>	Veterans' benefits	<u>18</u>
Photographs, missing children	<u>2</u>	Social security benefits	<u>11</u>	Viatical settlement	<u>15</u>
Physician's statement, disability	<u>28</u>	Standard deduction	<u>19</u>	Victims of crime	<u>18</u>
Prepaid insurance premiums	<u>25</u>	Starting date, annuity	<u>7</u>	Volunteer income tax assistance (VITA)	<u>3</u>
Preparer, paid	<u>2</u>	State fund for victims of crime	<u>18</u>	Volunteer work	<u>5</u>
Preparing your return	<u>3</u>	Substantial gainful activity	<u>26</u>	<hr/>	
Profit-sharing plan	<u>14</u>	Suggestions for publication	<u>3</u>	W	
Public assistance payments	<u>18</u>	Surrender of life insurance	<u>15</u>	Wages (See Compensation)	
Publications (See Tax help)		Surviving spouse	<u>5</u>	What's New for 2008:	
<hr/>					
Q		Surviving spouse, insurance	<u>15</u>	Exemption phaseout	<u>2</u>
Qualified retirement plan	<u>10</u>	Survivors of retirees	<u>8</u>	Winter energy use payments	<u>18</u>
<hr/>					
R		T		Withholding:	
Railroad retirement benefits	<u>11</u>	Tax:		Employment tax	<u>2</u>
Repayments:		Early distributions	<u>10</u>	Pensions and annuities	<u>7</u>
Social security benefits	<u>12</u>	Estimated	<u>12, 32</u>	Workers' compensation	<u>14</u>
Reporting pension income	<u>8</u>	Excess accumulation	<u>10</u>	Worksheets, social security	<u>13</u>
Residence, sale of	<u>16</u>	Tax counseling for the elderly (TCE)	<u>3</u>		
<hr/>					
		Tax help	<u>32</u>		
		Tax option, 10-year	<u>8</u>		
		Tax return preparers	<u>2</u>		
		Taxable income	<u>5</u>		
		Taxation of benefits	<u>11</u>		